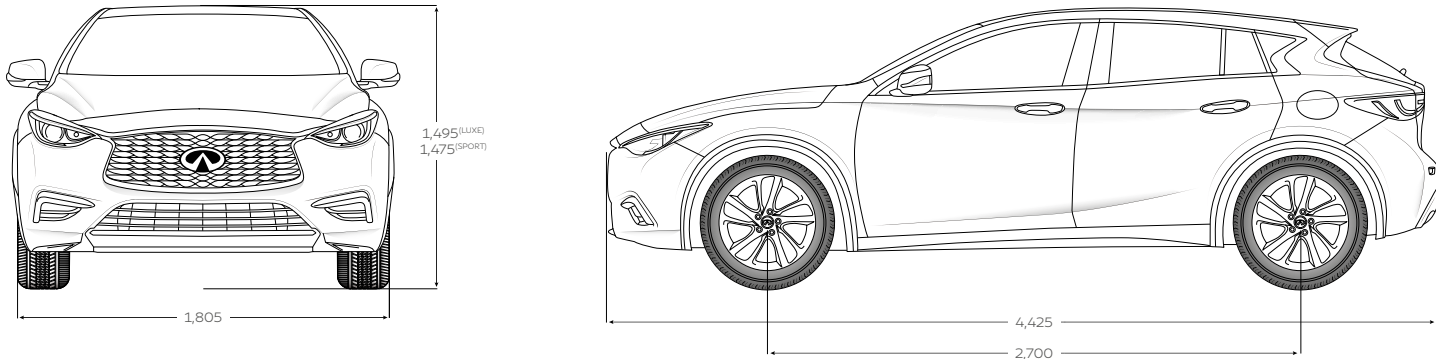


TECHNICAL SPECS

ENGINE	
Cylinders	4
Power	154 hp at 5,300 rpm / 208 hp at 5,500 rpm
Torque	250 nm at 1,250 – 4,000 rpm / 350 nm at 1,200 – 4,000 rpm
HANDLING	
Steering type	Dual pinion electrically assisted
CAPACITIES AND WEIGHTS	
Luggage volume (with / without moonroof)	368 litres / 430 litres
Fuel tank capacity (LUXE/Sport)	50 litres / 56 litres
DIMENSIONS	
Overall length	4,425 mm
Overall width without mirrors	1,805 mm
Overall width with mirrors	2,083 mm
Overall height without roofrails (LUXE/Sport)	1,495 mm / 1,475 mm
Overall height with roofrails (LUXE/Sport)	1,510 mm / 1,490 mm

See INFINITI-me.com for complete list of specifications.



All dimensions are measured in mm.

This brochure is intended for general descriptive and informational purposes only. It is subject to change and does not constitute an offer, representation or warranty (express or implied) by INFINITI Middle East. Interested parties should confirm the accuracy of any information in this brochure as it relates to a vehicle directly with an INFINITI Retailer before relying on it to make a purchase decision. INFINITI Middle East reserves the right to make changes, at any time, without prior notice, in prices, colours, materials, equipment, specifications and models and to discontinue models or equipment. Due to continuous product development and other pre- and post-production factors, actual vehicles, materials and specifications may vary from this brochure. Some vehicles shown with optional equipment. See the actual vehicle for complete accuracy. Availability and delivery times for particular models or equipment may vary. Specifications, options and accessories may differ in Hawaii, U.S. territories and other countries. For additional information on availability, options or accessories, see your INFINITI Retailer or visit INFINITI-me.com.

1 Cargo and load capacity limited by weight and distribution. Always secure all cargo. Heavy loading of the vehicle with cargo, especially on the roof, will affect handling and stability of the vehicle. **2** Available on select models. **3** AVM with MOD cannot completely eliminate blind spots and may not detect every object. MOD operates at vehicle speeds below 5 mph. Always check surroundings and turn to look behind you before moving vehicle. **4** The Sonar System is a convenience feature, not a substitute for proper parking and/or backing procedures. Always check that it is safe to do so before moving vehicle. May not detect every object. **5** MOD cannot completely eliminate blind spots and may not detect every object. MOD operates at vehicle speeds below 5 mph. Always check surroundings and turn to look behind you before moving vehicle. **6** Intelligent Park Assist is only an aid. It is not a substitute for your attention to the immediate surroundings. The responsibility for safe manoeuvring and parking the vehicle remains with the driver. **7** Parking aid/convenience feature. Cannot completely eliminate blind spots. May not detect every object and does not warn of moving objects. Always check surroundings and turn to look behind you before moving vehicle. **8** Driving is serious business. Only use INFINITI InTouch™ when safe to do so. Never program while driving. GPS mapping may not be detailed in all areas or reflect current road status. **9** Driving is serious business and requires your full attention. If you have to use the connected device while driving, exercise extreme caution at all times so full attention may be given to vehicle operation. iPod is a registered trademark of Apple Inc. All rights reserved. iPod® not included. **10** Availability of specific features is dependent upon the phone's Bluetooth® support. Please refer to your phone Owner's Manual for details. Bluetooth word mark and logos are owned by Bluetooth SIG, Inc., and any use of such marks by INFINITI is under license. **11** TPMS is not a substitute for regular tyre pressure checks. **12** Blind Spot Warning is not a substitute for proper lane change procedures. The system will not prevent contact with other vehicles or accidents. It may not detect every vehicle or object around you. **13** Lane Departure Warning System operates only when the lane markings are clearly visible. Speed limitations apply. See Owner's Manual for details. **14** Forward Collision Warning cannot prevent accidents due to carelessness or dangerous driving techniques. It may not provide warning or braking in certain conditions. Speed limitations apply. **15** Intelligent Cruise Control is not a collision avoidance system or warning device. Designed to use limited braking. Failure to apply the brakes could result in an accident.

Bose is a registered trademark of Bose Corporation. Bluetooth is a registered trademark of Bluetooth SIG, Inc.

Q30



INFINITI
EMPOWER THE DRIVE

INFINITE POTENTIAL

We believe every driver is empowered with untold possibilities. To excel. To go as far as their drive will take them. See this take shape on the INFINITI Q30, where dramatic lines and bold proportions put you out front, defining your style. Rule the streets with intelligent technologies designed to enhance performance. Begin by crafting your Q30 for your individual journey. Every selection will transform vision into reality. Yours.



SEE WITH EYE-INSPIRED DESIGN Recognizable from both the front and side, eye-inspired LED headlights and taillights display iconic INFINITI style from every angle.

DRIVE DESIGN FORWARD While the INFINITI Q30 is styled with a flair all its own, the Sport grade brings out its sharpest side. Aggressive openings and corners define the Sport Sensory² front fascia, which is matched by an unmistakable rear bumper.



WHEEL CHOICES



18 X 7.0-INCH ALLOY WHEELS WITH SILVER PAINT



18 X 7.0-INCH MACHINED SURFACE ALLOY WHEELS WITH DARK METALLIC PAINT AND BLACK ACCENTS²



18 X 7.0-INCH MACHINED SURFACE ALLOY WHEELS WITH DARK METALLIC PAINT AND PURPLE ACCENTS²




18 X 7.0-INCH MACHINED SURFACE ALLOY WHEELS WITH DARK METALLIC PAINT AND RED ACCENTS²



19 X 8.0-INCH ALLOY WHEELS WITH GRAY METALLIC PAINT²

EXTERIOR COLOURS



INFINITI has taken care to ensure that the colour swatches presented here are the closest possible representations of actual vehicle colours. Swatches may vary slightly due to the printing process and whether viewed in daylight, fluorescent or incandescent light. Please see the actual colours at your local INFINITI Retailer.

ADD DISTINCTION



INTERIOR COLOURS²



INTERIOR TRIM



INFINITI has taken care to ensure that the colour swatches presented here are the closest possible representations of actual vehicle colours. Swatches may vary slightly due to the printing process and whether viewed in daylight, fluorescent or incandescent light. Please see the actual colours at your local INFINITI Retailer.

UPGRADE YOUR CAPABILITIES

How will your Q30 come to life? Born to challenge, it offers bold ideas for the driven. Create an interior as unique as you. Push the latest technology and change your perception.

ADAPT FOR WHAT'S NEXT Whatever you come up with tomorrow, you'll know you're ready. The Q30 offers a wide square opening that makes loading and unloading incredibly easy. Pop open the rear liftgate and you'll have direct access to the cargo area, clear from any obstruction¹. The 60/40 folding rear seats open up more space to carry more of your things while a middle pass-through on LUXE and Sport models holds skis or that must-have tower lamp.²


EXPRESS YOUR INDIVIDUALITY Inside Q30, a choice of speciality colour themes reflects a new mindset. Choose between the premium look and feel of inviting Graphite Nappa Leather², the natural appearance of Wheat Nappa Leather² or go even more evocative with the modern colour combinations in the available Gallery White Package² or City Black Package².


SEE EVERY SIDE Gain a new perspective on what's around you when you select the ProASSIST Package². With the Around View[®] Monitor and Moving Object Detection, Front and Rear Sonar System,^{2,3,4,5} it's easier to see and manoeuvre in even the tightest spaces. Four cameras and one virtual 360° view from above elevate your parking expertise, alerting you when a moving object is detected close by.^{2,3,5}

PARK WITH EASE Make parking look easy with the ProASSIST Package². A first from INFINITI, Intelligent Park Assist uses a combination of 12 sensors to identify a parking area large enough for Q30. Simply engage the gearshift, press a button to confirm, and operate the accelerator and brake pedal. Your vehicle will steer itself smoothly—reversing in, manoeuvring at a 45° angle or parallel parking into your favorite spot at the café.^{2,6}



MODEL GRADES AND PACKAGES

Q30 LUXE 1.6	Q30 LUXE ProASSIST 2.0	Q30 LUXE SENSORY 2.0	Q30 SPORT SENSORY 2.0	
<ul style="list-style-type: none">• 1.6L turbocharged I4 engine• 7-speed dual clutch automatic transmission• Stop start system• Vehicle Dynamic Control (VDC) with Hill Start Assist• Vehicle security system with engine immobiliser• Tyre Pressure Monitoring System (TPMS)• Key engine ignition• Forward Collision Assist• Adaptive Brake Assist• Cruise control• Speed limiter• INFINITI Drive mode selector• Lane Departure Warning (LDW)¹• Rear view camera with front and rear parking sensors and display⁷• 7 airbags (front driver and passenger, front hip-thorax side, front-to-rear curtain, driver's knee)• 18-inch alloy wheels with silver paint• Halogen headlights• LED front fog lamps• LED daytime running light• Rain sensing wipers• Power folding exterior mirrors, heated• Leather-wrapped steering wheel• Cloth appointed seating	<ul style="list-style-type: none">• Manual 8-way driver's, 4-way passenger heated seats• Power lumbar support• Rear seats 60/40-split folding• Front centre armrest• Gloss black lacquer interior accents• Auto-dimming rear view mirror• Auto dual-zone climate control with rear seat vents• ISOFIX seat mounting points in the rear seats with tether• INFINITI InTouch™ with LCD VGA 7-inch⁸• AM/FM audio system with single CD player• 6 speaker sound system• Bluetooth® Hands-free Phone System¹⁰• 2 USB ports with smartphone connection• Voice recognition system <p>Optional packages*: Package 1: 1 3 4 Package 2: 1 2 3 4 5</p>	<p>Includes all Q30 LUXE 1.6 key features plus:</p> <ul style="list-style-type: none">• 2.0L turbocharged I4 engine• 18-inch machined surface alloy wheels with dark metallic paint and black accents• Fixed glassroof with electric sunshade• Bose® 10-speaker Premium Audio system• INFINITI Intelligent Key with Push engine start• Power folding exterior mirrors, heated with puddle lamps• LED headlights with Adaptive Front Lighting System (AFS)• Around View® Monitor^{7,3}• Active Park Assist⁶ <p>Optional packages*: Package 3: 2 5</p>	<p>Includes all Q30 LUXE ProASSIST 2.0 key features plus:</p> <ul style="list-style-type: none">• Roof rails• Intelligent Cruise Control¹⁵• Blind Spot Assist¹²• Traffic sign recognition• INFINITI InTouch™ Navigation⁸• Power folding exterior mirrors, heated, with memory• Nappa leather/ leatherette seat facings• Power 8-way driver's, 8-way passenger heated seats with memory• Rear seats 60/40-split folding with armrest, cupholders and load-through <p>Optional packages*: Package 4: 6</p>	<p>Includes all Q30 LUXE SENSORY 2.0 key features plus:</p> <ul style="list-style-type: none">• Intelligent All-Wheel Drive (AWD)• Lowered sport-tuned suspension• 19-inch alloy wheels with gray metallic paint• Sport front bumper• Rear bumper with unique sport diffuser• Gloss black painted grille and exterior mirrors• Sport brakes with INFINITI calipers• Leather-wrapped sport style steering wheel• Sport nappa leather/ leatherette seat facings 



OPTIONAL FEATURES AND PACKAGES

1 Fixed glassroof with electric sunshade

2 Roof rails

3 Bose® 10-speaker Premium Audio system

4 ProASSIST Package

- INFINITI Intelligent Key with Push engine start
- Power folding exterior mirrors, heated with puddle lamps
- LED headlights with Adaptive Front Lighting System (AFS)
- Around View® Monitor^{7,3}
- Active Park Assist⁶

5 City Black Package

- Black suede/ leatherette seat facing with purple stitching
- Leatherette interior trim with purple stitching
- Purple insert on key fob
- Satin silver exterior mirrors
- 18-inch machined surface alloy wheels with dark metallic paint and purple accents

6 Gallery White Package

- White nappa leather/ leatherette seat facing with red stitching
- White nappa leather/ leatherette interior trim with red stitching
- Red insert on key fob
- Satin silver exterior mirrors
- 18-inch machined surface alloy wheels with dark metallic paint and red accents

* Option combinations are restricted as per the packages shown for each grade.