

The All-New

S.PRESSO



Kick Start your Life!



Way of Life!

EXTERIOR CHARACTER

Black resin grille and lamps create a unified impression of the front elements for a tough, dignified look.

Headlamps with "gripping" design for a strong, aggressive image.



Bold and muscular front grille with trapezoid motifs leaves a lasting impression.

Intense black resin front bumpers have a strong identity and gives the car a commanding image.

180mm High ground clearance

The rear lamps also incorporates the "gripping" design, echoes the headlamp design.

Rear lamps are pushed to the corner, much higher than a regular hatch for a unique signature look and instant recognition.

The rear bumper is also made with black resin separate from the body panel, adding to the strong image.



Captivating Exterior

With its unique proportions inspired from Suzuki's Iconic SUVs, the S-PRESSO stands out as it explores the urban jungle seeking for adventure.



Side Design

- The side body volume has been pushed upwards to give high visual center of gravity.
- The square-like wheel arches enhance its stance and sporty side.
- The strong character line adds to the car's bold persona

EXTERIOR FEATURES

Headlamps and Rear Combination Lamps

Multi-reflector Halogen headlamps provides greater light distribution and the "gripping" design looks energetic and robust. The rear lamps with signature C-shape are designed for instant recognition

14-inch steel wheel (full wheel cover)

Powerful trapezoid design full covers add uniqueness to its styling



Body Color

A new color has been introduced for the New S-PRESSO that perfectly captures its robust and preppy characteristics, and further emphasizes the bold and exciting impression



NEW Sizzle Orange (ZZT)



Fire Red (Z4Q)



Metallic Granite Gray (ZTN)



Metallic Silky Silver (Z2S)

INTERIOR CHARACTER



Driving Convenience and Comfort

The S-PRESSO is designed inside out for spaciousness and comfort. This ensures that it just not appears big on the outside, but also delivers ample space inside, providing comfort and convenience in every drive for both the driver and passengers. The high seating position, true to its concept, gives the driver a commanding view.

Bold, sculpted panel design

The design theme flows gradually along sculpted linear features, with bold sections enhancing its tough persona.



INTERIOR FEATURES

Instrument panel

The unique instrument panel with its vibrant and innovative styling delivers a one-of-a-kind user interface. The meter cluster placed at the center gives the driver a new, heightened driving experience.



Speedometer

The unique and cutting-edge design ensures good visibility of the speedometer.



Convenient Power Windows

The power window controls for the front side windows are located at the centre of the instruments for easy operation.



Air conditioner & USB Port

Easy to operate manual air conditioner and below it, a 12V socket and USB port to play your audio files in the front console to charge devices.



7" Touchscreen Audio

Equipped with 7" Touchscreen AM/FM Radio with USB (Video, Music and Photo playback) and Bluetooth function.



Front and Rear Seats

The sporty and stylish seat trim design with coordinated accent gives it a burst of energy that makes the interior even more vibrant



The car is designed thoughtfully so as to provide extra space. Engine room space has been minimize to maximize luggage and occupant space.

There is also ample shoulder room in the front and rear, ensuring comfort for both driver and passenger.

Ample Luggage Space

The S-PRESSO combines compact body size with a spacious 239-litre luggage compartment. Its rear bench seat also fold to produce even more space for bigger items.



Everyday use storage

The S-PRESSO is chockfull of storage options for greater convenience.



Console front pocket



Front console cup holder



Open tray



Console rear pocket



Glove box




Door pocket

PERFORMANCE

1.0L Petrol Engine

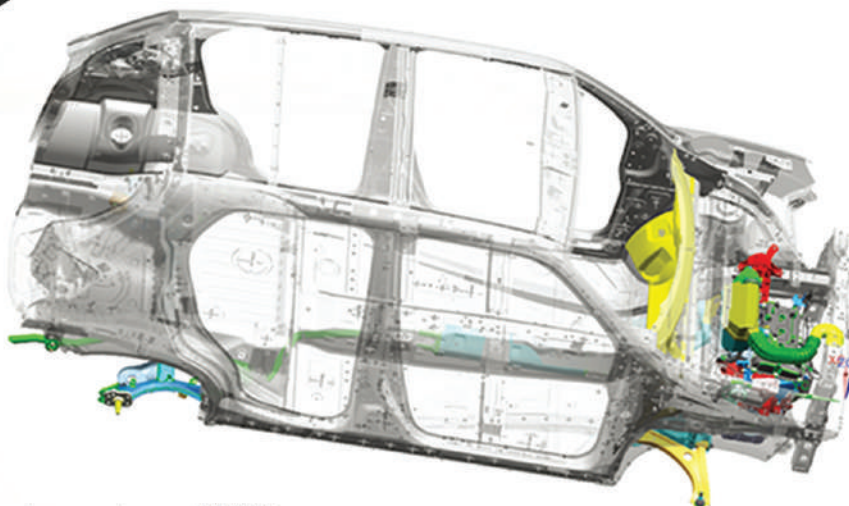
Under the hood of the S-PRESSO is a 1.0-litre engine that is compact in size. It delivers a peppy performance and enhanced fuel efficiency, making the driving experience all the more exciting.

ENGINE	S-PRESSO
Type	K10B
Number of cylinders	3
Number of valves	12
Piston displacement	998
Bore x Stroke	73 x 79.5
Compression ratio	11.0
Maximum output (hp/rpm)	67/5,500
Maximum Torque (N.m/rpm)	90/3,500



5 Speed manual transmission

The 5 speed manual transmission offers an optimal gear ratio, and reduces friction for the engine and drive train to obtain the best possible fuel consumption and power performance.




Aerodynamic and NVH

Muffler noise, road noise and floor vibration are minimized through optimizing body characteristics. Not only are the noises reduced by use of enhanced insulation materials on the car body through a series of intricate improvements to optimize airflow, the ideal balance of design and aerodynamic performance is achieved.



New generation "HEARTECT" platform

The S-PRESSO rests on Suzuki's new generation "HEARTECT" platform that delivers enhanced fundamental vehicle performance due to being light and highly rigid. Its smooth, curving form disperses energy more efficiently for great collision safety and its lighter weight contributes to lower fuel consumption and higher driving performance.



TECT (Total Effective Control Technology)

The body design centers on Suzuki's TECT concept, resulting in a structure that efficiently absorbs and disperses the energy in the event of a collision.

SAFETY

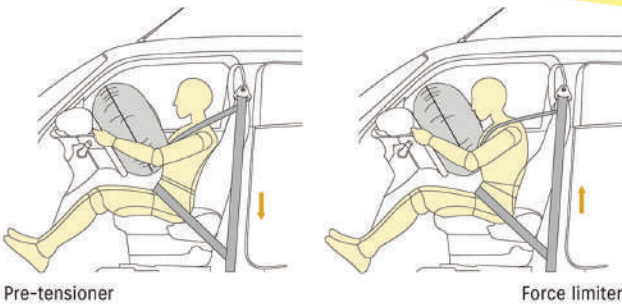
S-PRESSO

SAFETY



Airbags

The car comes with front SRS airbags for the safety of both the driver and front passenger in case of frontal collision.

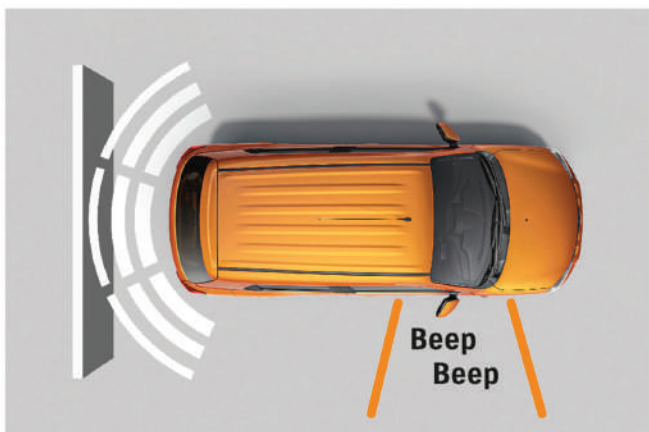
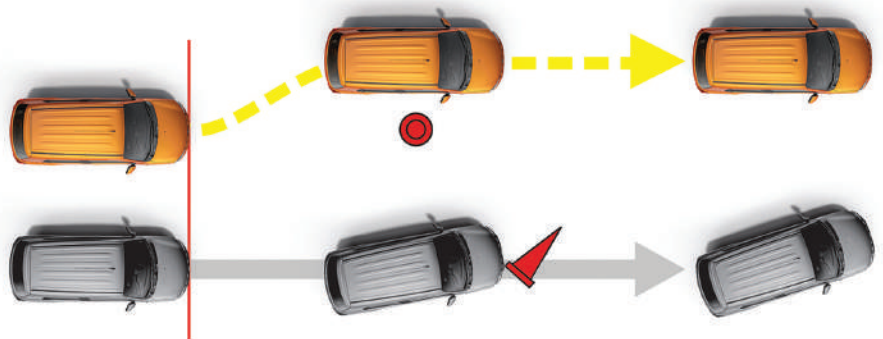


Pre-tensioner and force limiter

The pre-tensioner is designed to tighten the seatbelts to restrain occupants quickly and to prevent them from being thrown forward in case of a moderate or severe frontal crash. Force limiter helps protect occupants from seatbelt inflicted injuries

ABS with EBD

In an emergency braking situation, the Anti-lock Braking System (ABS) keep tyres from locking up and support the driver to maintain steering ability. While the Electronic Brake Force Distributor (EBD) shortens the breaking distance by optimally distributing force to the front and rear wheels.



Rear Parking Assist System

Ultrasonic sensors in the rear bumper detect obstacles while the driver is parking the car. Warning sounds help the driver by changing in accordance with the distance to the obstacle.

Turning Radius

A minimum turning radius of 4.5m provide excellent maneuverability even on narrow roads.

4.5m



MAJOR SPECIFICATIONS

DIMENSIONS		GL	
Overall Length	mm	3,565	
Overall Width	mm	1,520	
Overall Height	mm	1,565	
Wheelbase	mm	2,380	
Tread	Front	1,315	
	Rear	1,320	
Minimum Turning Radius	m	4.5	
Minimum Ground Clearance	mm	180	
CAPACITY			
Seating capacity	persons	5	
Luggage Capacity (High variant with parcel shell)	Max. Volume	Liters	239
		Liters	27
ENGINE			
Type		K10B	
Number of cylinders		3	
Number of valves		12	
Piston displacement	cc	998	
Bore x stroke	mm	73 x 79.5	
Compression ratio		11.0	
Maximum output	hp/rpm	67/5,500	
Maximum torque	N-m/rpm	90/3,500	
Fuel distribution		Multipoint injection	
TRANSMISSION			
Type		5MT	
Gear ratio	1st	3.545	
	2nd	1.905	
	3rd	1.280	
	4th	0.967	
	5th	0.784	
	Reverse	3.273	
Final ratio		4.389	
CHASSIS			
Steering		Rack & Pinion	
Brakes	Front	Ventilated disc	
	Rear	Drum	
Suspension	Front	MacPherson Strut	
	Rear	Torsion Beam	
Tyres		165/70R14	
WEIGHTS			
Kerb weight (min. with full options)	kg	750/770	
Gross vehicle weight	kg	1,170	

DRIVING AMENITIES		
Electric windows	Front	S
Central door locking	Switch on driver's side	S
Remote controlled door locks	with hazard lamp answerback functions	S
Air conditioner	Manual	S
Heater		S
Audio	Antenna (Front roof mounted)	S
	Front Speakers X2	S
	7" touchscreen infotainment system	S
	AM/FM radio	S
	Bluetooth	S
	USB Box (On center console)	S
INTERIOR		
Cabin Lights	Front cabin light (3-position)	S
Sun visor	Driver's side	S
	Passenger's side	S
Assist grips	Passenger's side	S
	Rear x2	S
Cup holder	Front x2	S
Bottle Holder	Front x2	S
USB port	Front Console	S
12V interior accessory socket	Front Console	S
Remote tailgate opener		S
Remote fuel lid opener		S
Inside door handles	Black	S
Storage Pocket	Front	S
SEATS		
Front seats	Head restraints (Integrated type)	S
Rear seat	Bench seat	S
	Head restraints (Separate type)	S
Seat upholstery material	Vinyl + Fabric	S
LUGGAGE AREA		
Luggage shelf		S
SAFETY AND SECURITY		
ABS		S
Parking sensors	Rear x2	S
SRS front dual airbags		S
Seatbelts	Front: 3-point ELR seatbelts with pretensioners and force limiters	S
	Rear: 3-point ELR seatbelts (side x 2), 2-point lapbelt (center)	S
ISOFIX child seat anchorage		S
Child seat tether anchorages		S
Childproof rear door locks		S
Immobiliser		S

Major Equipments

S: Supplied | -: Not applicable

CHASSIS		GL
Tyres and wheels	165/70R14 + steel wheels (full cover)	S
Spare tyre and wheel	165/70R14 + steel wheel	S
EXTERIOR		
Spoilers	Side Under spoilers	S
Front Upper Bumper	Body Coloured	S
Front Lower Bumper	Black resin	S
Rear Upper Bumper	Body Coloured	S
Rear Lower Bumper	Black resin	S
Front Grille	Black	S
Outside door handles	Body Coloured	S
Tailgate opener	Key-Operated	S
VISIBILITY		
Headlamps	Halogen multi-reflector	S
Position lamps	LED projector	S
Rear combination lamps	Reverse lamp left only	S
Wipers	Front 2 speed (low & high) + intermittent washer	S
Outside door mirrors	Body coloured	S
	Manual adjust bar	S
Day/night rearview mirror	Manual dimming	S
STEERING AND INSTRUMENT PANEL		
3-spoke steering wheel	Urethane	S
Power steering	EPS	S
Information display integrated into meter cluster	Fuel consumption	S
	Driving range (distance to empty)	S
Light-Off and Key Reminder		S
Driver's seatbelt reminder	Lamp & Alarm	S
Passenger's seatbelt reminder	Lamp & Alarm	S
Meter illumination		S
Centre and side louvre bezels		S

The All-New **S-PRESSO**



Specifications on this brochure are based on the latest available information at the time of production. Photos and Colors in this brochure do not exactly match actual vehicle due to the printing process. Please consult your authorized Suzuki dealer on vehicle specifications. We reserve the right to make changes without prior notice or obligation. Printed February, 2020

