



Sheer  
Driving Pleasure



THE 1


# THE NEW BMW 1 SERIES.



**18** Highlights



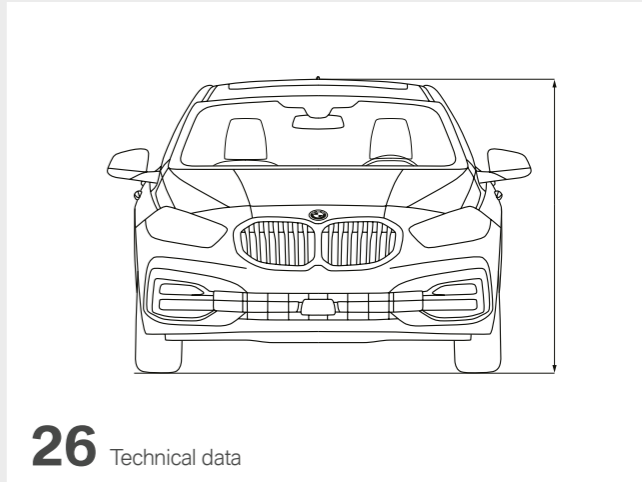
**20** Worlds of colour



**24** Wheels and tyres / BMW M Performance Parts

## DISCOVER MORE DIGITALLY: THE NEW BMW BROCHURE APP.

More information, more sheer driving pleasure: The new BMW brochure app offers a digital and interactive BMW experience like never before. Download the BMW brochure app for your smartphone or tablet now and rediscover your BMW.



**26** Technical data



EYE CANDY TO GO.



TURN YOUR BACK ON BORING.

LOOK, BUT PLEASE TOUCH.





YOU MIGHT WANT TO SIT DOWN FOR THIS.



CONNECTIONS  
ARE  
EVERYTHING.





TAKE THE LONG  
WAY HOME – THEY’LL  
UNDERSTAND.



**Agile, exciting, authentic – everything with the highest grade: FIRST!**

**Best driving dynamics in its class** BMW M135i xDrive II M Sport differential II Adaptive suspension II M Sport brake II M Sport steering II Steptronic Sport transmission. **Sporty, compact exterior design** Large kidney grille designed as a connected element II Adaptive LED headlights II Short front overhang and long wheelbase II 19" wheels for the first time II Flat, wide rear. **Progressive, driver-oriented interior design** M Sport seats II Generous leg room in the rear II Extensive luggage compartment capacity II Panorama glass roof and backlit interior trim finishers for the first time in the BMW 1 Series. **Innovative driver assistance and connectivity** BMW Intelligent Personal Assistant II BMW Digital Key<sup>1</sup> II BMW Live Cockpit Professional with display network II BMW Head-Up Display<sup>2</sup> II Driving Assistant<sup>3</sup> II Parking Assistant<sup>4</sup> incl. Reversing Assistant. **Endless driving pleasure – the new BMW 1 Series.**

<sup>1</sup> Prerequisite is a BMW ConnectedDrive account and a compatible smartphone with Android operating system, NFC technology and integrated secure element.

Only compatible with selected Android smartphones with Android 8.0 or higher. For customers with non-compatible smartphones, a high-quality key card is provided.

<sup>2</sup> The information in the BMW Head-Up Display is not fully visible when viewed through polarised sunglasses. Content shown will depend on the equipment options chosen.

<sup>3</sup> Further optional equipment is required to display specific items.

<sup>4</sup> Function may be limited in darkness, fog or bright glare.

<sup>5</sup> The driver is responsible for constantly monitoring the automated parking procedure in accordance with local road laws.

Available as optional equipment. The availability of some equipment features and functions depends on engine variants or additional options. The market and production availability may vary. You can find detailed information about terms, standard and optional equipment at [www.bmw.com](http://www.bmw.com) or at your BMW Partner.

# HIGHLIGHTS.

Discover even more with the new BMW Brochures app. Available now, for your smartphone and tablet.

■ Standard equipment □ Optional equipment



□ The M Sport package gives the vehicle an even sportier touch. In addition to an appearance sharpened by many details in the exterior and interior, the M sports package guarantees an increase in driving pleasure. The M Sport suspension and the M Aerodynamics package for example noticeably optimise the driving dynamics.



□ The M sports seats with integrated headrests, deep sitting surface and high side and backrest bolsters offer the driver and front passenger improved support, even in fast turns. In addition, the seat can be adjusted to your individual body size thanks to the integrated backrest width adjustment.



□ The M Performance package<sup>3</sup> additionally boosts the sporty potential of the vehicle and ensures maximum acceleration performance. In addition, the weight reduction noticeably increases the driving dynamics. Distinctive design elements in Black and 18" M lightweight forged wheels also make the M Performance package visible from the outside.



□ When open, the Panorama glass roof provides a great deal of fresh air. Closed, it creates a bright, light-flooded atmosphere in the interior. It opens and closes completely automatically at the push of a button or with the vehicle key and is equipped with slide and lift functions, a roller sunblind and wind deflector.



□ The BMW Live Cockpit Professional with navigation function includes two high-quality displays consisting of a high-resolution 10.25" Control Display that can be operated by touch and a fully digital 10.25" instrument display. The BMW Operating System 7.0 can also be operated via the iDrive Touch Controller.



□ Interior trim finishes 'Illuminated Boston' with 'Mesh' accent on the instrument panel and door panel.



□ The M Sport suspension is set approximately 10 mm lower and features more athletic settings.




□ Adaptive LED headlights with low-beam and high-beam headlights include LED turn indicators and Adaptive headlights.



□ Complementary to the iDrive Touch Controller, BMW Gesture Control allows for specified functions to be controlled with gestures.



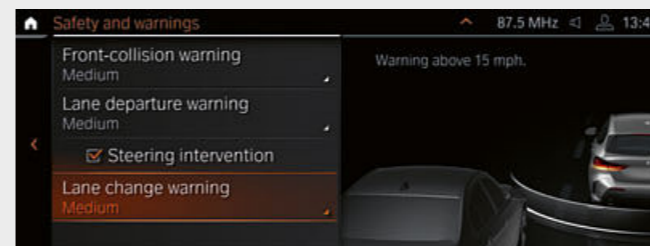
□ Your car key? No need for that anymore. The Digital Key<sup>1</sup> exists on your Android smartphone, and you can share it with friends.




□ The large, full-colour BMW Head-Up Display<sup>2</sup> projects information relevant to the journey directly into the driver's field of vision.



□ The BMW Intelligent Personal Assistant is the very soul of your BMW, ready to help you at all times. To speak with the assistant, there is no need to activate it by pressing a button. Simply start talking as you normally would. You might say, for example, 'Hello, BMW. Who are you?' Perhaps you would like to give the assistant a different name? If so, say, 'Hey, BMW. Change the activation word.'



□ The safety package Driving Assistant<sup>4</sup> includes the camera-based systems approach control warning and person warning with full city braking function, Speed Limit Assist incl. Speed Limit Info with No-overtaking indicator with preview and Lane Departure Warning. Additionally, the radar-based equipment includes Crossing traffic warning rear, Lane Change Warning and Rear collision warning.



□ The Reversing Assistant stores the last 50 m of the driven path in forward travel up to 35 km/h, so that it can be retracted if required. You are relieved of the steering work and can concentrate on monitoring the vehicle environment.

<sup>1</sup> Prerequisite is a BMW ConnectedDrive account and a compatible smartphone with Android operating system, NFC technology and integrated secure element. Only compatible with selected Android smartphones with Android 8.0 or higher. For customers with non-compatible smartphones, a high-quality key card is provided.

<sup>2</sup> The information in the BMW Head-Up Display is not fully visible when viewed through polarised sunglasses. Content shown will depend on the equipment options chosen. Further optional equipment is required to display specific items.

<sup>3</sup> Available from 11/2019.

<sup>4</sup> Function may be limited in darkness, fog or bright glare.

The availability of some equipment features and functions depends on engine variants or additional options. The market and production availability may vary. You can find detailed information about terms, standard and optional equipment at [www.bmw.com](http://www.bmw.com) or at your BMW Partner.

Some ConnectedDrive Services may differ between countries. Please consult your local BMW partner for more information. The Standard and Optional equipment may differ between countries. Please consult your local BMW partner for more information.

# EXTERIOR COLOUR WORLD.

Discover even more with the new BMW Brochures app. Available now, for your smartphone and tablet.

■ Standard equipment □ Optional equipment




□ Non-metallic 300 Alpine White<sup>1</sup>




■ Non-metallic 668 Black<sup>2</sup>




□ Metallic A96 Mineral White<sup>2</sup>



□ Metallic C1R Seaside Blue<sup>2</sup>




□ Metallic C10 Mediterranean Blue<sup>2</sup>




□ Metallic A75 Melbourne Red<sup>3</sup>



□ Metallic A83 Glacier Silver<sup>2</sup>



□ Metallic B39 Mineral Grey<sup>3</sup>




□ Metallic 475 Black Sapphire<sup>3</sup>

## M SPORT PACKAGE



□ Metallic C1D Misano Blue<sup>4</sup>

## BMW INDIVIDUAL



□ BMW Individual C3N Storm Bay metallic<sup>3</sup>

**[Colour samples]** These colour samples are intended as an initial guide to the colours and materials available for your BMW. However, experience has shown that printed versions of paint, upholstery and interior trim colours cannot in all cases faithfully reproduce the

appearance of the original colour. Please discuss your preferred colour choices with your BMW partner or in your dealership. There you can also see original samples and be assisted with special requests.

<sup>1</sup> Available as standard with the M Sport package and M135i xDrive.  
<sup>2</sup> Not available with the M Sport package and M135i xDrive.  
<sup>3</sup> Optionally also available with the M Sport package and M135i xDrive.  
<sup>4</sup> Exclusively available with the M Sport package and M135i xDrive.

The Standard and Optional equipment may differ between countries. Please consult your local BMW partner for more information.

# INTERIOR COLOURS.

Discover even more with the new BMW Brochures app. Available now, for your smartphone and tablet.

■ Standard equipment □ Optional equipment


## CLOTH

Available with



■ Base

Cloth 'Grid'  
EGAT Anthracite



■ M Sport package

Cloth 'Trigon'  
HLSW Alcantara  
Black with  
blue highlights

## LEATHER

Available with




□ Base  
■ Luxury Line  
□ Sport Line  
□ M Sport package

Leather 'Dakota'  
PDSW with  
perforations Black



□ M Sport package

Leather 'Dakota'  
PDN4 with  
perforations Black,  
Blue highlight




□ Base  
■ Luxury Line  
□ Sport Line  
□ M Sport package

Leather Dakota  
PDFM with  
perforations  
Magma Red,  
Grey highlight

## CLOTH-SENSATEC COMBINATION

Available with




■ M Sport package

Cloth 'Trigon'  
KKSWSensatec  
Black



□ Base  
■ Sport Line

Cloth/Sensatec  
combination  
KFL1 Anthracite,  
accent Grey




■ Sport Line

Cloth/Sensatec  
combination  
KFIX Anthracite,  
accent Orange


## INTERIOR TRIM FINISHERS

Available with




■ Base

Interior trim finishers  
Quartz Silver matt,  
grained.



■ M Sport package

Interior trim finishers  
'Illuminated Boston'  
with 'Mesh' accent  
on the instrument  
panel and door  
panel.



□ Base  
■ Luxury Line  
□ Sport Line  
■ M Sport package

Interior trim finishers  
'Illuminated Berlin'  
with 'High Matt'  
accent on the  
instrument panel  
and door panel.




□ Base  
■ Luxury Line  
□ Sport Line  
■ M Sport package

Interior trim finishers  
'Illuminated Nice'  
with 'Hexanja'  
accent on the  
instrument panel  
and door panel.

## BMW INDIVIDUAL HEADLINER

Available with



□ Base  
□ Luxury Line  
□ Sport Line  
■ M Sport package

BMW Individual  
headliner Anthracite:  
Headliner and trims  
on the roof pillars  
feature Anthracite  
cloth.

Please note that even normal long- or short-term use can lead to unrecoverable upholstery damage. This can be caused in particular by non-colourfast clothing. Please note that the interior colour depends on the selected upholstery colour.

The Standard and Optional equipment may differ between countries. Please consult your local BMW partner for more information.

The availability of some equipment features and functions depends on engine variants or additional options. The market and production availability may vary. You can find detailed

information about terms, standard and optional equipment at [www.bmw.com](http://www.bmw.com) or at your BMW Partner.

# WHEELS AND TYRES.

Discover even more with the new BMW Brochures app. Available now, for your smartphone and tablet.



□ 16" light alloy wheels  
Star-spoke style 517 Ferric Grey,  
7J x 16, 205/55 R16 tyres.



□ 17" light alloy wheels  
Multi-spoke style 546 Reflex  
Silver metallic, gloss-lathed,  
wheel size 7.5J x 17 with  
225/45 R17 tyres.



□ 17" light alloy wheels  
Multi-spoke style 547 Ferric  
Grey metallic, gloss-lathed,  
wheel size 7.5J x 17 with  
225/45 R17 tyres.<sup>1</sup>



□ 17" light alloy wheels  
Double-spoke style 548 Bicolour  
Orbit Grey metallic, gloss-lathed,  
7.5J x 17 with 225/45 R17 tyres.



□ 17" light alloy wheels  
Double-spoke style 549 Orbit  
Grey metallic, gloss-lathed,  
7.5J x 17 with 225/45 R17  
tyres.<sup>2</sup>



□ 17" M light alloy wheels  
Double-spoke style 550 M  
Bicolour Ferric Grey metallic,  
gloss-lathed, wheel size  
7.5J x 17 with 225/45 R17  
tyres.<sup>3</sup>



□ 18" light alloy wheels  
Multi-spoke style 488 Bicolour  
Orbit Grey metallic, gloss-lathed,  
wheel size 8J x 18 with 225/40  
R18 tyres.



□ 18" M light alloy wheels  
V-spoke style 554 M Orbit  
Grey metallic, 8J x 18 with  
225/40 R18 tyres.<sup>3</sup>



■ 18" M light alloy wheels  
Double-spoke style 556 M  
Bicolour Cerium Grey matt,  
gloss-lathed, wheel size  
8J x 18 with 225/40 R18 tyres.<sup>4</sup>



□ 18" M light alloy wheels  
Double-spoke style 819 M  
Bicolour Orbit Grey metallic,  
gloss-lathed, wheel size  
8J x 18 with 225/40 R18 tyres.<sup>5</sup>



□ 19" M light alloy wheels  
Double-spoke style 552 M  
Bicolour Jet Black, gloss-lathed,  
wheel size 8J x 19 with  
235/35 R19 tyres.<sup>5</sup>



□ 19" M light alloy wheels  
V-spoke style 557 M Bicolour  
Cerium Grey metallic, wheel  
size 8J x 19 with 235/35 R19  
tyres.<sup>4</sup>

# BMW M PERFORMANCE PARTS.

Equipment 24 | 25

■ Standard equipment □ Optional equipment ○ Accessories



## M PERFORMANCE PARTS



○ Moving design. The rear spoiler is made of PUR in black high-gloss, an elegantly athletic accent for the rear of the vehicle. At the same time, it contributes to optimised aerodynamics. The spoiler is perfectly tailored to the vehicle design and can be painted in the body colour.



○ The striking exterior mirror cap in a new, unique carbon-fibre look underlines the vehicle's high-tech character, adding an individual athletic touch.



○ Gripping facts: The steering wheel with Alcantara-lined grip area provides excellent feel and grip for a sportier steering feel.



○ For a shiny, athletic look: The M Performance front splitter in black high-gloss provides optimum aerodynamics and highlights the vehicle's masculine appearance in a highly exclusive manner. A unique motorsport look for anybody who refuses to compromise.



○ The rear diffuser with new carbon-fibre look creates an even more modern appearance – and makes the vehicle's sporty look even more impressive.



○ Weight-optimised 19" M Performance light alloy wheels Double-spoke style 555 M in Bicolour Jet Black matt, gloss-lathed. TPMS summer complete wheel set.

<sup>1</sup> Only available in conjunction with Luxury Line.

<sup>2</sup> Only available in conjunction with Sport Line.

<sup>3</sup> Only available in conjunction with M Sport package.

<sup>4</sup> Exclusively available for M135i xDrive.

<sup>5</sup> Only available in conjunction with M Sport package and M135i xDrive.

The availability of some equipment features and functions depends on engine variants or additional options. The market and production availability may vary. You can find detailed information about terms, standard and optional equipment at [www.bmw.com](http://www.bmw.com) or at your BMW Partner.

Discover also the wide range of innovative solutions available for the exterior and interior, communication and information, and for transportation and the luggage compartment.

Your BMW Partner is on hand to advise you on the whole range of Original BMW Accessories and other BMW M Performance Parts products.

BMW 1 Series		118i	M135i xDrive	116d	118d	120d xDrive
--------------	--	------	--------------	------	------	-------------

Weight						
Unladen weight EU (xDrive) <sup>1</sup>	kg	1365 [1395]	((1600))	1450 [1460]	1475 [1505]	((1590))
Max. permissible weight (xDrive)	kg	1845 [1870]	((2085))	1925 [1940]	1950 [1980]	((2065))
Permitted load (xDrive)	kg	555 [550]	((560))	550 [555]	550 [550]	((550))
Permitted trailer load, unbraked (xDrive) <sup>2</sup>	kg	680 [695]	-	725 [730]	735 [750]	((750))
Permitted trailer load, braked, max. 12% gradient/max. 8% gradient (xDrive) <sup>2</sup>	kg	1300/1300 [1300/1300]	-	1300/1300 [1300/1300]	1300/1300 [1300/1300]	((1500/1500))
Luggage capacity	l	380-1200	380-1200	380-1200	380-1200	380-1200

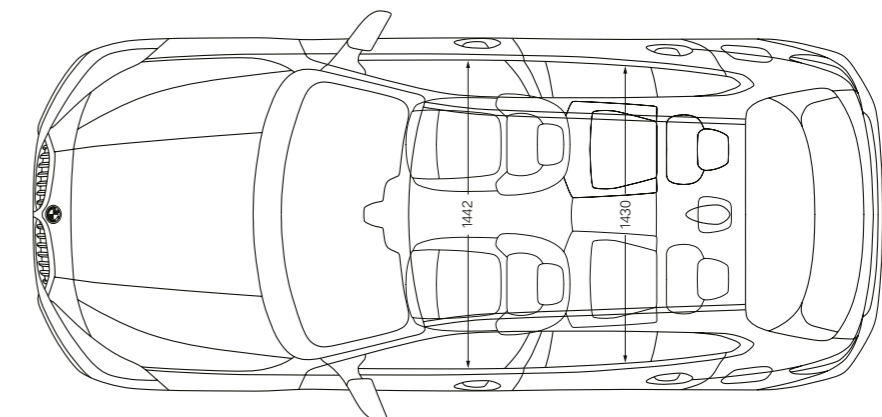
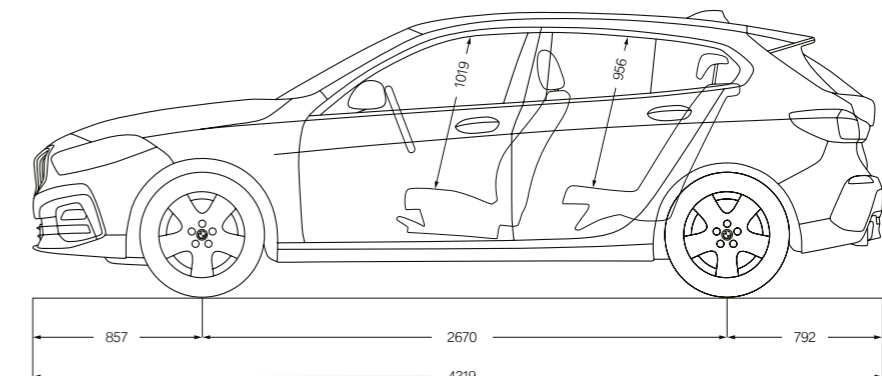
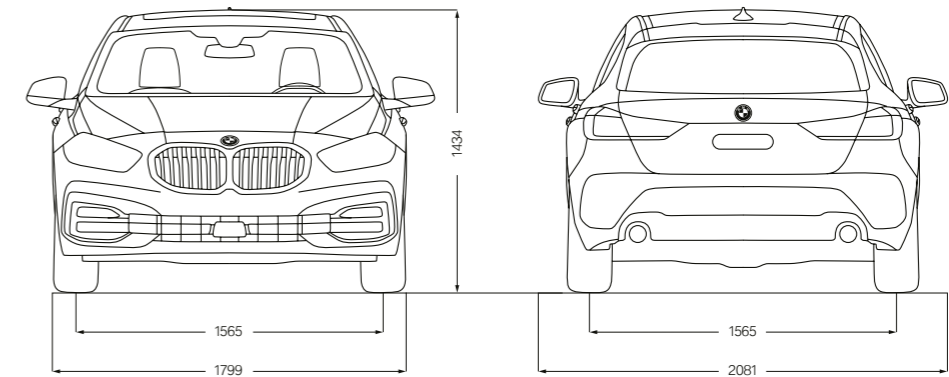
BMW TwinPower Turbo engine <sup>3</sup>						
Cylinders/valves	-	3/4	4/4	3/4	4/4	4/4
Capacity	cm <sup>3</sup>	1499	1998	1496	1995	1995
Max. output/engine speed	kW (hp)/rpm	103 (140)/4600-6500	225 (306)/5000-6250	85 (116)/4000	110 (150)/4000	140 (190)/4000
Max. torque/engine speed	Nm/rpm	220/1480-4200	450/1750-4500	270/1750-2250	350/1750-2500	400/1750-2500

Power transmission						
Type of drive	-	Front-wheel	All-wheel	Front-wheel	Front-wheel	All-wheel
Standard transmission	-	6-speed manual	8-speed Steptronic	6-speed manual	6-speed manual	8-speed Steptronic

Driving performance						
Top speed (xDrive)	km/h	213 [213]	((250)) <sup>5</sup>	200 [200]	218 [216]	((230))
Acceleration 0-100 km/h (xDrive)	s	8.5 [8.5]	((4.8))	10.3 [10.1]	8.5 [8.4]	((7.0))

Consumption <sup>3,4</sup> - All engines conform to the EU6 standard						
Urban (xDrive)	l/100 km	7.0-7.4 <sup>6</sup> [6.4-6.6] <sup>6</sup>	((8.2-8.5)) <sup>6</sup>	4.5-4.9 <sup>6</sup> [4.3-4.7] <sup>6</sup>	4.8-5.0 <sup>6</sup> [5.0-5.2] <sup>6</sup>	((5.1-5.4)) <sup>6</sup>
Extra-urban (xDrive)	l/100 km	4.3-4.6 <sup>6</sup> [4.2-4.6] <sup>6</sup>	((6.0-6.3)) <sup>6</sup>	3.5-3.8 <sup>6</sup> [3.5-3.8] <sup>6</sup>	3.8-4.0 <sup>6</sup> [3.7-4.0] <sup>6</sup>	((4.1-4.3)) <sup>6</sup>
Combined (xDrive)	l/100 km	5.3-5.7 <sup>6</sup> [5.0-5.3] <sup>6</sup>	((6.8-7.1)) <sup>6</sup>	3.8-4.2 <sup>6</sup> [3.8-4.2] <sup>6</sup>	4.1-4.4 <sup>6</sup> [4.2-4.4] <sup>6</sup>	((4.5-4.7)) <sup>6</sup>
Exhaust emissions standard (type-certified)	-	EU6d-temp	EU6d-temp	EU6d	EU6d-temp	EU6d-temp
Combined CO <sub>2</sub> emissions (xDrive)	g/km	121-129+ <sup>6</sup> [114-121] <sup>6</sup>	((155-162)) <sup>6</sup>	100-110 <sup>6</sup> [100-109] <sup>6</sup>	108-115 <sup>6</sup> [109-116] <sup>6</sup>	((117-124)) <sup>6</sup>
Tank capacity, approx.	l	42	50	42	42	50

Wheels/tyres						
Tyre dimensions	-	205/55 R16 91 W	225/40 R18 92 YXL	205/55 R16 91 W	205/55 R16 91 W	225/45 R17 94 YXL
Wheel size	-	7J x 16	8J x 18	7J x 16	7J x 16	7.5J x 17
Material	-	Steel	Light alloy	Steel	Steel	Light alloy



The figures for performance, fuel consumption and CO<sub>2</sub> emissions refer to vehicles with standard transmission. Figures in [ ] are for vehicles with Steptronic transmission.

<sup>1</sup> The EC unladen weight refers to a vehicle with standard equipment and does not include any optional extras. The unladen weight includes a 90% full tank and a driver weight of 75 kg. Optional equipment may affect the weight of the vehicle, the payload and the top speed if the selected equipment has an impact on the vehicle's aerodynamics.

<sup>2</sup> The actual total weight of the trailer must not exceed the maximum permitted trailer load, taking into account the maximum tow bar download.

<sup>3</sup> Performance data of petrol engines apply to vehicles using RON 98 fuel. Fuel consumption data apply to vehicles using reference fuels in accordance with EU Regulation 2007/715. Unleaded RON 91 and higher with a maximum ethanol content of 10% (E10) may also be used. BMW recommends RON 95 super unleaded petrol.

<sup>4</sup> The data for fuel consumption, CO<sub>2</sub> emissions and energy consumption are determined in accordance with the measurement processes as defined by European Regulation (EC) 715/2007 in the applicable version. Data refer to a vehicle with base-level equipment in Germany, and the ranges account for differences according to the selected wheel and tyre size and the optional equipment and may change during the configuration process. Figures have been determined on the basis of the new WLTP test cycle and have been converted back into NEDC figures for comparability. [For these vehicles, values other than those specified here may apply for the assessment of taxes and other vehicle-related charges that are (also) based on CO<sub>2</sub> emissions].

<sup>5</sup> Electronically limited.

<sup>6</sup> Provisional figures; any missing figures were unavailable at the time of publication.

**BMW M135i xDrive:**

M TwinPower Turbo 4-cylinder petrol engine, 225 kW (306 hp), 19" M light alloy wheels V-spoke style 557 M Cerium Grey matt, gloss-lathed, Misano Blue metallic exterior colour, M Sport seats in cloth 'Trigon'/Alcantara Black, interior trim finishers 'Illuminated Boston'.

Fuel consumption in l/100 km (combined): 6.8–7.1

CO<sub>2</sub> emissions in g/km (combined): 155–162

The models illustrated in this brochure show the equipment and configuration options (standard and optional) for vehicles produced by BMW AG for the German market. Alterations in standard and optional equipment and the configurations available for the different models, as described in this brochure, may occur after 04/29/2019, the date when this brochure went to press, or according to the specific requirements of other markets. Your local BMW Partner is available to provide further details. Subject to change in design and equipment.

© BMW AG, Munich, Germany. Not to be reproduced wholly or in part without prior written permission of BMW AG, Munich.

411 001 292 20 2 2019 CB. Printed in Germany 2019.