



THE 3

SALOON

THE BMW 3 SERIES SALOON.



INNOVATION AND TECHNOLOGY.



18 Dynamics and efficiency
19 Powertrain and suspension



20 Driver assistance
21 Safety




22 Connectivity and infotainment
23 Comfort and functionality

EQUIPMENT.



24 Models and Lines




30 BMW Individual



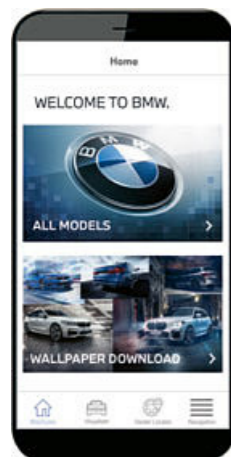
32 Additional equipment



36 Exterior colours



38 Interior colours



YOUR NEW SPEED DATING APP.


DOWNLOAD NOW THE BMW BROCHURES APP FROM YOUR APP STORE AND DISCOVER DRIVING PLEASURE!



40 Wheels and tyres



41 Original BMW Accessories



42 Technical data



A CAR
MOVES
YOU.
A BMW
TOUCHES
YOU.



THE ONLY THING THAT KEEPS
PACE IS YOUR EXCITEMENT.



WE HAVE PUT IN
THE VERY BEST.
BRING IT OUT.


IT ATTRACTS.
ESPECIALLY LOOKS.





READY FOR A
TRAILBLAZER.





LEAVE A MARK.
TAKE AWAY IMPRESSIONS.

THE MOST BEAUTIFUL EXPECTATIONS:
THE EXCEEDED ONES.
THE BMW 3 SERIES SALOON.





AERODYNAMICS

■ Thanks to targeted aerodynamic measures, every BMW boasts excellent air resistance figures. This has a positive impact on efficiency and driving stability, and reduces the level of noise in the interior. This is thanks to sophisticated solutions such as the Active air stream kidney grille, the flat underbody cover, the Air Blades on the rear or the Air curtain in the front apron.

ACTIVE AIR STREAM KIDNEY GRILLE

■ The Active air stream kidney grille opens and closes the air vents in the radiator grille according to the cooling requirements of the engine and the air conditioning. The movable vents are located behind the kidney grille slats and at the same time reduce air resistance when closed, thereby improving aerodynamics.

STEPTRONIC SPORT TRANSMISSION

□ The 8-speed Steptronic Sport transmission¹ offers incredibly sporty gear changes. Whether automatic or manual using gearshift paddles or gear lever – for comfortable coasting or incredibly dynamic driving. In SPORT mode and with the gear lever in the left-hand S/M position, the gear shifts are configured for the best performance.

DRIVING EXPERIENCE CONTROL

■ The Driving Experience Control offers the driver the choice between the standard COMFORT mode, ECO PRO Mode, geared towards efficiency, and SPORT* mode, which enables even more dynamic driving. The new optional interactive Adaptive Mode* function continuously adjusts the adaptive suspension, the steering and the Steptronic transmission to suit the current driving situation.

BRAKE ENERGY REGENERATION

■ With Brake Energy Regeneration, the alternator generates electricity primarily when the driver brakes or takes their foot off the accelerator. Previously unused kinetic energy is thereby transformed into electrical energy and fed into the battery.

MILD HYBRID TECHNOLOGY

■ Mild hybrid technology* is used to recover braking energy and supports the combustion engine during acceleration with electric power. This reduces fuel consumption and emissions while giving you a dynamic advantage. The mild hybrid technology also makes the Automatic Start/Stop function much faster and much more comfortable.

■ Standard equipment □ Optional equipment

□ The lowered **Adaptive M suspension**^{3,*} with variable shock absorber adjustment offers the choice between comfortable and sporty suspension design.

□ The **Variable sport steering including Servotronic*** continuously adjusts the steering effort required and steering force depending on the current speed and on the angle of the steering wheel.

□ The **M Sport suspension**^{1,*} is set approximately 10mm lower and features more athletic settings.

□ The **M sport differential**^{1,*} optimises traction and driving stability when driving dynamically or on different road surfaces.

□ The powerful **M Sport brake**^{1,*} features large brake discs and exclusive blue-painted brake callipers with the M logo.

□ For maximum traction, driving dynamics and safety, the **BMW xDrive all-wheel drive system** provides variable drive power distribution to the front and rear axles.

ENGINE HIGHLIGHTS OF THE BMW 3 SERIES SALOON.

BMW M340i xDrive

BMW TwinPower Turbo 6-cylinder petrol engine with 275kW (374 hp) and 500Nm torque
Acceleration 0–100 km/h: 4.4 s
Top speed: 250 km/h²
Combined fuel consumption: 7.0–7.3 l/100 km
Combined CO₂ emissions: 159–167 g/km

BMW 330e

Plug-in hybrid drive with BMW TwinPower Turbo 4-cylinder petrol engine and an electric motor with 215kW (292 hp)⁴ system output and 420Nm system torque.
Acceleration 0–100 km/h: 5.9 s
Top speed: 230 km/h
Electric top speed: 140 km/h
Combined fuel consumption: 1.6–1.9 l/100 km
Combined CO₂ emissions: 36–42 g/km



¹ Standard for M340i xDrive and M340d xDrive.

² Electronically limited.

³ 330e without lowering.

⁴ 135kW (184hp) combustion engine + up to 83kW (113hp) electric drive.

* The availability of some equipment features and functions depends on engine variants or additional options. The market and production availability may vary. You can find detailed information about terms, standard and optional equipment at www.bmw.com or from your BMW Partner.

Further information on fuel consumption and CO₂ emissions can be found in technical data. The Standard and Optional equipment may differ between countries. Please consult your local BMW partner for more information.

DRIVER ASSISTANCE.

BMW Personal CoPilot By your side, when you decide.

□ **Driving Assistant Professional¹*** offers optimum comfort and maximum safety during lots of critical or monotonous driving situations with Steering and lane control assistant incl. support in narrow places, Emergency Stop Assistant, local hazard warning¹, Lane Keeping Assistant with active side collision protection and other safety functions.

□ **Active cruise control with Stop&Go function*** maintains within a speed range of 30 to 160 km/h a pre-defined distance from the vehicle ahead, including stopping and restarting in stop-and-go traffic. Speed Limit Assist allows the takeover of speed limits in the cruise control. The front collision warning with braking intervention reacts to stationary vehicles, pedestrians and cyclists.

□ The **Steering and lane control assistant*** can be activated to support you in monotonous traffic situations. At speeds of up to 210 km/h on all road surfaces with Active cruise control, the system conveniently supports steering and keeps the vehicle in the centre of its lane.

□ **Parking Assistant Plus*** makes parking and manoeuvring the vehicle easier. It features among others the Surround View system including Top View, Panorama View, Remote View 3D, as well as a lateral parking aid, the Active Park Distance Control, emergency braking function, Parking Assistant with linear guidance and Reversing Assistant.

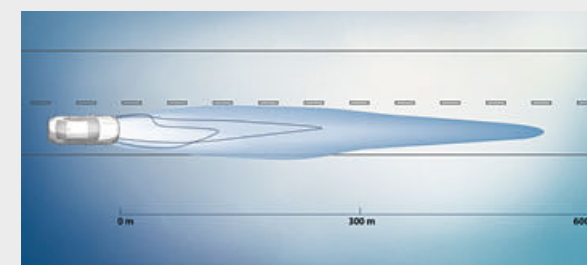
□ The **Lateral parking aid*** is a part of Park Distance Control and gives you an "all-round view" near the vehicle during manoeuvring. In this way, obstacles on the sides of the vehicle are detected and signalled audibly and visually.

□ The **Reversing Assistant*** stores the last 50 m of the driven path in forward travel up to 35 km/h, so that it can be retracted if required. You are relieved of the steering work and can concentrate on monitoring the vehicle environment.



SAFETY.

■ Standard equipment □ Optional equipment



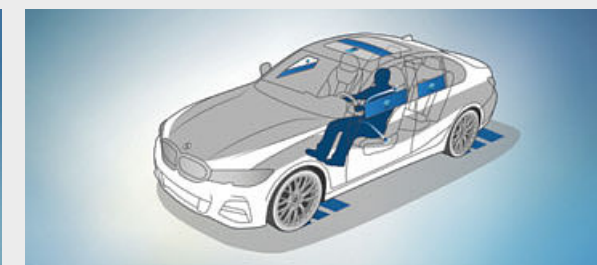
□ The Adaptive **BMW Laserlight** extends the maximum illumination range in high-beam mode to up to 530 m.



□ The **Crossing traffic warning rear*** warns you of crossing traffic when pulling out of perpendicular parking spaces.



■ **Active Guard Plus** includes front collision warning with braking function, Lane Departure Warning and Speed Limit Info including manual Speed Limit Assist with No-overtaking indicator.



□ The preventive occupant protection **Active Protection** takes precautions in critical situations.

¹ Function may be limited in darkness, fog or bright glare.

* The availability of some equipment features and functions depends on engine variants or additional options. The market and production availability may vary. You can find detailed information about terms, standard and optional equipment at www.bmw.com or from your BMW Partner.

Some ConnectedDrive Services may differ between countries. Please consult your local BMW partner for more information.

CONNECTIVITY AND INFOTAINMENT.

BMW ConnectedDrive So connected, you're free.



BMW INTELLIGENT PERSONAL ASSISTANT

□ "Hey BMW. Who are you?" Wouldn't it be incredible if your BMW was also your personal assistant? Communicate with your vehicle using the BMW Intelligent Personal Assistant*. It knows you, gets better every day and helps out whatever the situation. You can assign your own personal activation word. It can explain everything about your car and helps you to get to know your BMW even better.

IN-CAR EXPERIENCES

□ Your BMW Intelligent Personal Assistant will take care of you. It invigorates you to keep you fit to drive, or provides relaxation at the end of a stressful day. With the In-Car Experiences, including Vitalize and the Relax programme from Caring Car*, your BMW Intelligent Personal Assistant looks after your well-being while on the road.

DIGITAL KEY

□ Why take your key with you if you have your Android smartphone with you? The Digital Key or Key Card^{1,2,*} allows you to lock and unlock your BMW and even start the engine without needing a physical key. It can be downloaded to your Android smartphone using the BMW Connected app and shared with family and friends.

CONNECTED PACKAGE PROFESSIONAL

□ Concierge Service, Remote Services, Real Time Traffic Information, Apple CarPlay[®] preparation or perhaps In-Car Experiences? Why order individual options when you can have everything together? With the Connected Package Professional*, you can enjoy these services from BMW ConnectedDrive as well as free additional services to test.

BMW LIVE COCKPIT PROFESSIONAL

□ The BMW Live Cockpit Professional* with navigation function includes a high-quality display network consisting of a high-resolution 10.25" Control Display that can be operated by touch and a fully digital 12.3" instrument display. The BMW Operating System 7.0 can also be operated via the iDrive Touch Controller.

REMOTE SOFTWARE UPGRADE

□ Do you want your BMW to be up to date with the latest software? With Remote Software Upgrade*, your BMW will always be like new. Upgrades are installed over-the-air, just as they are for your smartphone. In this way, other functions in your vehicle can also be activated.

¹ Momentarily only possible with selected Samsung smartphone models in specific markets.

² Equipment optionally available for selected Samsung smartphones. Alternatively, you have the possibility to open and start the car via a key card.

*The availability of some equipment features and functions depends on engine variants or additional options. The market and production availability may vary. You can find detailed information about terms, standard and optional equipment at www.bmw.com or from your BMW Partner.

COMFORT AND FUNCTIONALITY.

■ Standard equipment □ Optional equipment

□ **Contactless opening and closing of the tailgate*** is part of the Comfort access system. In situations where the user's hands are full, all that's necessary is a targeted motion of the foot under the rear bumper and the process is carried out conveniently and automatically. They just need to be carrying the car key with them.

□ **Automatic tailgate operation** allows the convenient opening and closing of the tailgate by simply pressing the button located in easy reach in the door panelling or on the car key. The tailgate can also be opened in the conventional manner, using the outside handle, and closed pressing a button on the inside of the tailgate.

□ **Folding headrests** for the three rear seats provide a better view through the rear window. They make it much easier for the driver to park and manoeuvre when space is limited, and also provide a better view of the traffic behind.

□ Even before the engine has reached its running temperature, the **seat heating for driver and front passenger** provides pleasant warmth, adjustable in three levels. The heat elements warm the surface of the seat, the side bolsters, and the entire contact surface of the backrest.

□ **Ambient light**, including Ambient contour lighting in the front and rear doors, creates a relaxed, cosy lighting atmosphere in the interior. The six dimmable lighting designs also include a dynamic function in four applications. The Welcome Light Carpet illuminates the area in front of the vehicle doors when getting in and out.

□ **The acoustic glazing** on the front side windows complements the standard acoustic glazing on the front windscreen and significantly reduces the level of noise for everyone inside the vehicle. It minimises noise created by the outside surroundings and flow of air, as well as by the engine, tyres and windscreen wipers. Music listeners and hands-free device users in particular will appreciate the difference this makes.



Some ConnectedDrive Services may differ between countries. Please consult your local BMW partner for more information.

BASE.

Discover even more with the new BMW Brochures app. Available now, for your smartphone and tablet.



The black Sport leather steering wheel with four spokes features a Pearl Chrome decorative trim. A thick rim and contoured thumb rests provide an exceptionally pleasant, high-grip feel.

The standard seats for driver and front passenger can be adjusted manually in the fore-and-aft position, backrest angle, headrest height and seat angle as well as seat height. In this way, an individually tailored, comfortable position can be selected.

Selected base model equipment features:

- Multifunction buttons on the steering wheel
- Hands-free function with USB interface
- Seats in Cloth 'Hevelius'
- Interior trim finishers Quartz Silver matt, grained
- Doorsill finishers with the "BMW" designation in the front, floor mats in velour
- Exterior mirrors with mirror heating
- Air conditioning
- LED headlights, rear lights with LED technology
- 16" light alloy wheels V-spoke style 774*
- 17" light alloy wheels V-spoke style 778*
- Tailpipe trims, left and right
- Active Guard Plus
- BMW Live Cockpit with high-resolution touch-enabled 8.8" Control Display*



16" light alloy wheels V-spoke style 774 Reflex Silver, wheel size 6.5J x 16, with 205/60 R16 tyres.*




18" light alloy wheels Double-spoke style 782 Bicolour Orbit Grey, gloss-lathed, 7.5J x 18 with 225/45 R18 tyres.

LUXURY LINE.

Equipment 24 | 25

Standard equipment Optional equipment



The black Sport leather steering wheel with a thick rim and contoured thumb rests has an exceptionally pleasant, high-grip feel.

The standard seats for driver and front passenger can be adjusted manually in the fore-and-aft position, backrest angle, headrest height and seat angle as well as seat height.



17" light alloy wheels Double-spoke style 771 Reflex Silver, wheel size 7.5J x 17 with 225/50 R17 tyres.



18" light alloy wheels Double-spoke style 781 Bicolour Ferric Grey, gloss-lathed, wheel size 7.5J x 18 with 225/45 R18 tyres.

Luxury Line exterior equipment:

- BMW kidney grille with exclusively designed vertical slats and grille frame in Chrome, cross rod in Black high-gloss
- Front bumper with specific design elements in Black high-gloss and side air intakes in Chrome high-gloss
- 17" light alloy wheels Double-spoke style 771; other wheels available
- Mirror foot, B-pillar trim and window guide in Black high-gloss
- Trim on the side window frames and window recess finishers in Chrome high-gloss, alternatively in Black high-gloss
- Roof mouldings in body colour
- Rear bumper with side air intakes in Chrome high-gloss

Luxury Line interior equipment:

- Front door sill finishers in Aluminium with "BMW" lettering
- Seats in Leather 'Vernasca' Black with Grey contrast stitching; other upholsteries available
- Sport leather steering wheel, alternatively M Leather steering wheel
- Line-specific vehicle key with chrome clasp
- Instrument panel Sensatec with double stitching
- Interior trim finishers in Fine-wood trim Ash grey-brown high-gloss; other trims available

* The availability of some equipment features and functions depends on engine variants or additional options. The market and production availability may vary. You can find detailed information about terms, standard and optional equipment at www.bmw.com or from your BMW Partner.

SPORT LINE.

Discover even more with the new BMW Brochures app. Available now, for your smartphone and tablet.



■ The black Sport leather steering wheel with a thick rim and contoured thumb rests has an exceptionally pleasant, high-grip feel.



■ The Sport seats for driver and front passenger feature optimum support and various adjustment options, including backrest width.



■ 17" light alloy wheels V-spoke style 776 Ferric Grey, wheel size 7.5J x 17 with 225/50 R17 tyres.



□ 18" light alloy wheels V-spoke style 780 Bicolour Orbit Grey, gloss-lathed, wheel size 7.5J x 18 with 225/45 R18 tyres.

Sport Line exterior equipment:

- BMW kidney grille with exclusively designed vertical slats and grille frame in Chrome, cross rod in Black matt
- Front bumper with specific design elements and side air intakes in Black high-gloss
- 17" light alloy wheels V-spoke style 776; other wheels also available
- Exterior mirror caps in body colour, alternatively in Black high-gloss
- Roof mouldings in body colour
- BMW Individual high-gloss Shadow Line with mirror foot, B-pillar trim, window guide, window recess finisher, trim on the front and rear window frames in Black high-gloss, alternatively BMW Individual Exterior Line Aluminium satinised
- Rear bumper with specific T-shaped design elements and an insert in Black high-gloss
- Tailpipe trim strip in Chrome

Sport Line interior equipment:

- Front door sill finishers in Aluminium with "BMW" lettering
- Sport seats in Cloth/Sensatec combination Black with grey contrast stitching; other upholsteries available
- Sport leather steering wheel, alternatively M Leather steering wheel
- Line-specific vehicle key with chrome clasp
- Interior trim finishers in Black high-gloss, other trims available

M SPORT PACKAGE.


Equipment 26 | 27

powered by 

■ Standard equipment □ Optional equipment



■ M Leather steering wheel including multifunction buttons, steering wheel rim in leather 'Walknappa' Black with contoured thumb rests.



■ The Sport seats for driver and front passenger feature optimum support and various adjustment options, including backrest width.



■ 18" M light alloy wheels Double-spoke style 790 M Bicolour Orbit Grey with mixed tyres, gloss-lathed, front 7.5J x 18 with 225/45 R18 tyres, rear 8.5J x 18 with 255/40 R18 tyres.



□ 19" M light alloy wheels Double-spoke style 791 M Bicolour Jet Black with mixed tyres and runflat tyres, gloss-lathed, front 8J x 19 with 225/40 R19 tyres, rear 8.5J x 19 with 255/35 R19 tyres.

M Sport package exterior equipment:

- M Aerodynamics package with front apron, side sills and rear apron in body colour with diffuser insert in Dark Shadow metallic
- BMW kidney grille with exclusively designed vertical slats in Black high-gloss and grille frame in Chrome high-gloss, alternatively grille frame in Black high-gloss*
- LED fog lights
- 18" M light alloy wheels Double-spoke style 790 M Bicolour Orbit Grey with mixed tyres; other wheels available
- M Sport brake with blue painted brake callipers with M designation
- M Sport suspension incl. Variable sport steering; other suspensions available
- BMW Individual high-gloss Shadow Line, alternatively BMW Individual Exterior Line Aluminium satinised
- M designation on the sides
- Exterior mirror caps in body colour, alternatively in Black high-gloss
- Roof mouldings in body colour
- Tailpipe trims in Chrome high-gloss, alternatively in Black high-gloss*
- Exclusive paint finishes in Portimao Blue metallic and BMW Individual Frozen Dark Grey metallic; other paint finishes available

M Sport package interior equipment:

- M door sill finishers
- M driver footrest* and M pedals
- Floor mats with exclusive M designation*
- Sport seats for the driver and front passenger in Alcantara/Sensatec combination with perforation and Blue contrast stitching
- Sport seats for driver and front passenger in leather 'Vernasca' Black with contrast stitching in Blue featuring instrument panel in Sensatec with exclusive blue stitching; other upholsteries available
- M Leather steering wheel
- Vehicle key with exclusive M designation
- BMW Individual headliner anthracite
- Instrument cluster with M specific display
- Interior trim finishers in Aluminium Tetragon, other trims available
- Shortened gear lever with exclusive M designation for manual transmission

*The availability of some equipment features and functions depends on engine variants or additional options. The market and production availability may vary. You can find detailed information about terms, standard and optional equipment at www.bmw.com or from your BMW Partner.

BMW M340i xDRIVE AND BMW M340d xDRIVE.



The M340i xDrive is powered by a three-litre inline 6-cylinder petrol engine with BMW TwinPower Turbo technology. With an output of 275kW (374 hp) and a maximum torque of 500Nm, the M Performance model has an extremely sporty driving performance. It accelerates from 0 to 100km/h in just 4.4 seconds.

The M340d xDrive^{1,2} is powered by a three-litre inline 6-cylinder diesel engine with BMW TwinPower Turbo technology. With an output of 250kW (340hp) and a maximum torque of 700Nm, it has an extremely sporty driving performance. It accelerates from 0 to 100km/h in just 4.6 seconds.



BMW 330e.

The BMW 330e plug-in hybrid Saloon.



The BMW 330e with its state-of-the-art plug-in hybrid drive meets the highest demands of driving dynamics and efficiency. The combination of the eDrive electric motor and four-cylinder petrol engine provides exhilarating driving performance and driving pleasure typical of the brand. In pure electric mode the vehicle is even free of local emissions on the road.



Distinctly athletic: The all-digital instrument cluster³ creates an adrenaline-loaded ambience with its exclusive "M340i" model designation, which is further enhanced by the M leather steering wheel with gearshift paddles.




The model designation of the M340i xDrive can be found on the right side of the tailgate and is designed in Cerium Grey.



The door sill finisher at the front with the "M340i" model designation conveys sporty elegance when the doors are opened.



The 8-speed Steptronic Sport transmission offers incredibly sporty gear changes. Whether automatic or manual using gearshift paddles or gear lever.



BMW TwinPower Turbo 4-cylinder petrol engine

Electric motor

Lithium-ion high-voltage battery



The display control concept of the BMW 330e Saloon radiates Dynamic elegance, which is adapted to the innovative drive technology.



The model designation "330e" at the rear not only draws attention to the powerful hybrid drive, but also makes the BMW 330e Saloon stand out from the masses.

¹ Model expected to be available from Q2/2020.

² This engine version is not available in all countries. For further information, please contact your local BMW Partner.

³ Available as optional equipment.

BMW INDIVIDUAL.

THE EXPRESSION OF PERSONALITY.



A paint finish in BMW Individual Dravite Grey metallic highlights the expressive design language of the BMW 3 Series Saloon. Unique colour-shifting effects and a dazzling glittering effect through added effect pigments ensure an unforgettable appearance.



The expressive colour of the BMW Individual full leather trim 'Merino' Fjord Blue/Black and the unique high-quality feel of the immaculate leather leave a lasting impression.



A sense of the extraordinary manifests itself right from the start: Door sill finishers with BMW Individual designation add a discreet, but unmistakably stylish touch.

If someone decides, then you: BMW Individual offers you all the options to customise the BMW 3 Series Saloon according to your personal wishes, with the degree of customisation entirely up to you. Add your personal driving experience to the typical BMW driving pleasure. Choose what suits you the most from particularly high-quality equipment options: Exclusive BMW Individual paint finishes that show style and confidence. Soft, voluminous leather trims and interior trim finishers made of fine woods, which turn the interior into your personal comfort zone. Or go your very own way, only following your ideas – BMW Individual ensures that they become an automotive reality.

ADDITIONAL EQUIPMENT.

Discover even more with the new BMW Brochures app. Available now, for your smartphone and tablet.

■ Standard equipment □ Optional equipment



□ In laser high-beam mode, the Adaptive BMW Laserlight illuminates a range of up to 530 m, nearly twice as far as that of conventional headlights. Better visibility in the dark significantly increases safety. Blue accents and the lettering "BMW Laser" in the headlight also underline the technological standards and the sportiness of the vehicle.



□ The Glass roof with slide and lift function, including an electric sliding interior roof, anti-trap protection, as well as comfort opening and closing, allows the airflow to be individually regulated to create a pleasant interior climate. The integrated wind deflector prevents draughts from developing in the interior and ensures a lower level of wind noise.



□ The Adaptive LED headlights with cornering lights generate a bright and efficient bi-LED light for low and high-beam headlights. The bend lighting and cornering lights with LED technology allow for adaptive light distribution with increased side illumination for city driving. The LED daytime running lights and parking lights in the light tubes of the main headlights create a distinctive feature characteristic of a BMW.



■ The rear lights are made up of individual high-performance LED lighting elements. They have the characteristic, striking BMW L-shape, meaning that the vehicle is clearly recognisable as a BMW even in the dark.



□ Contactless opening and closing of the tailgate* is part of the Comfort access system. In situations where the user's hands are full, all that's necessary is a targeted motion of the foot under the rear bumper and the process is carried out conveniently and automatically. They just need to be carrying the car key with them.




□ The BMW Individual Exterior Line in Aluminium satinated sets luxurious highlights with the window recess finishers and window surrounds in silk matt brushed aluminium. The B-pillar trims, the exterior mirror frames, foot and base, along with the vertical window guides, come in black high-gloss, creating a stylish contrast to these elements.



□ The outstanding Harman Kardon surround sound system* features a 464W digital amplifier, nine channels and 16 speakers. Its extremely harmonious sound perfectly fills the interior space. Fully automatic, speed-dependent equalising precisely compensates for any background driving noise.



□ Why take your key with you if you have your Android smartphone with you? The Digital Key¹* or Key Card allows you to lock and unlock your BMW and even start the engine without needing a physical key. It can be downloaded to your Android smartphone using the BMW Connected app and shared with family and friends.



□ The trailer tow hitch² with electrically adjustable tow ball is approved for heavy loads of up to 1,800 kg, depending on the engine. In order to stabilise, the trailer stabilisation control automatically brakes the pulling vehicle if the trailer begins to swing. The electronically adjustable tow ball is not visible when stowed under the rear apron.

¹ Prerequisite is a BMW ConnectedDrive account and a compatible smartphone with Android operating system, NFC technology and integrated secure element. Only compatible with selected Android smartphones with Android 8.0 or higher. For customers with non-compatible smartphones, a high-quality key card is provided.
² The actual total weight of the trailer must not exceed the maximum trailer load, taking into account the maximum tow bar download.

* The availability of some equipment features and functions depends on engine variants or additional options. The market and production availability may vary. You can find detailed information about terms, standard and optional equipment at www.bmw.com or from your BMW Partner.

ADDITIONAL EQUIPMENT.

Discover even more with the new BMW Brochures app. Available now, for your smartphone and tablet.

■ Standard equipment □ Optional equipment



□ The BMW Live Cockpit Professional* with navigation function includes two high-quality displays consisting of a high-resolution 10.25" Control Display that can be operated by touch and a fully digital 12.3" instrument display. The BMW Operating System 7.0 can also be operated via the iDrive Touch Controller.




□ The BMW Live Cockpit Plus with navigation function includes an instrument panel with a 5.7" instrument cluster, a high-resolution 8.8" touch-enabled Control Display and the iDrive Touch Controller on the centre console. The BMW Operating System 6.0 can also be operated via the iDrive Controller.




□ Driving Assistant Professional^{4,*} offers optimum comfort and maximum safety during lots of critical or monotonous driving situations with Steering and Lane Control Assistant incl. support in narrow places, Emergency Stop Assistant, local hazard alert, Lane Keeping Assistant with active side collision protection and other safety functions.



□ Parking Assistant Plus* makes parking and manoeuvring the vehicle easier. It features among others the Surround View system including Top View, Panorama View, Remote View 3D, as well as a lateral parking aid, the emergency braking function Active Park Distance Control, Parking Assistant with linear guidance and Reversing Assistant.



□ Arrive with fresh energy? Relax when stressed? No problem with Caring Car*. When you say, 'Hey, BMW. I'm tired,' or 'Hey, BMW. I'm feeling stressed,' your BMW Intelligent Personal Assistant will launch the Vitalize or Relax programme. Both stimulate your senses by coordinating the interplay of various interior functions.



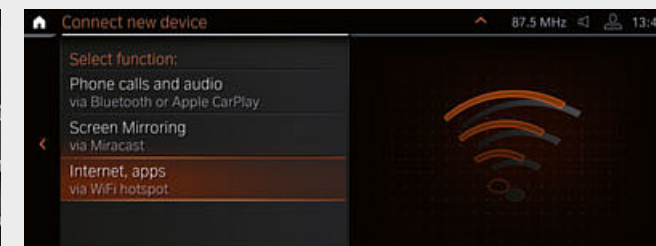
□ "Hey BMW. Who are you?" Wouldn't it be incredible if your BMW was also your personal assistant? Communicate with your vehicle using the BMW Intelligent Personal Assistant*. It knows you, gets better every day and helps out whatever the situation. You can assign your own personal activation word. It can explain everything about your car and helps you to get to know your BMW even better.



□ Always be prepared for everything: with the Connected Package Professional*, you can secure the most important services from BMW ConnectedDrive.



□ Telephony with wireless charging² offers a comprehensive telephony package with Bluetooth connectivity and the technical capacity for a WiFi hotspot^{3,*}.



□ Take part in video conference calls on your tablet or stream the final episode of your favourite series on your smartphone. The Wi-Fi Hotspot^{3,*} is a way to go online with LTE speed (if available) using the SIM card installed in your vehicle. You and your fellow passengers can surf the Web on up to ten devices.




□ The large full-colour BMW Head-Up Display^{1,*} projects information relevant to the journey directly into your field of vision, thereby allowing you to fully concentrate on driving. Information such as the current speed, navigation directions, Speed Limit Info including no-overtaking indicator, along with telephone and entertainment lists are displayed, depending on the equipment.



□ The upper part of the instrument panel in Sensatec Black lends the interior of the vehicle a highly exclusive atmosphere. The wear-resistant material is finished with attractive double lap seams.



□ Ambient light, including Ambient contour lighting in the front and rear doors, creates a relaxed, cosy lighting atmosphere in the interior. The six dimmable lighting designs also include a dynamic function in four applications. The Welcome Light Carpet illuminates the area in front of the vehicle doors when getting in and out.



□ The Through-loading system includes rear seat backrests that can be divided in a 40:20:40 ratio for the greatest possible flexibility. For example, two passengers can be seated comfortably in the rear, while long objects such as ski and snowboard bags can be transported at the same time. The two cupholders in the centre armrest are very practical.

¹ The information in the BMW Head-Up Display is not fully visible when viewed through polarised sunglasses. Content shown will depend on the equipment options chosen. Further optional equipment is required to display specific items.

² Supports inductive charging for Qi-compatible mobile phones. Special charging cases are available from Original BMW Accessories for selected smartphones that do not support the Qi standard for inductive charging.

³ The WiFi hotspot fulfils all in-vehicle requirements for use of the internet with the maximum LTE standard. Usage is subject to cost.

⁴ Function may be limited in darkness, fog or bright glare.

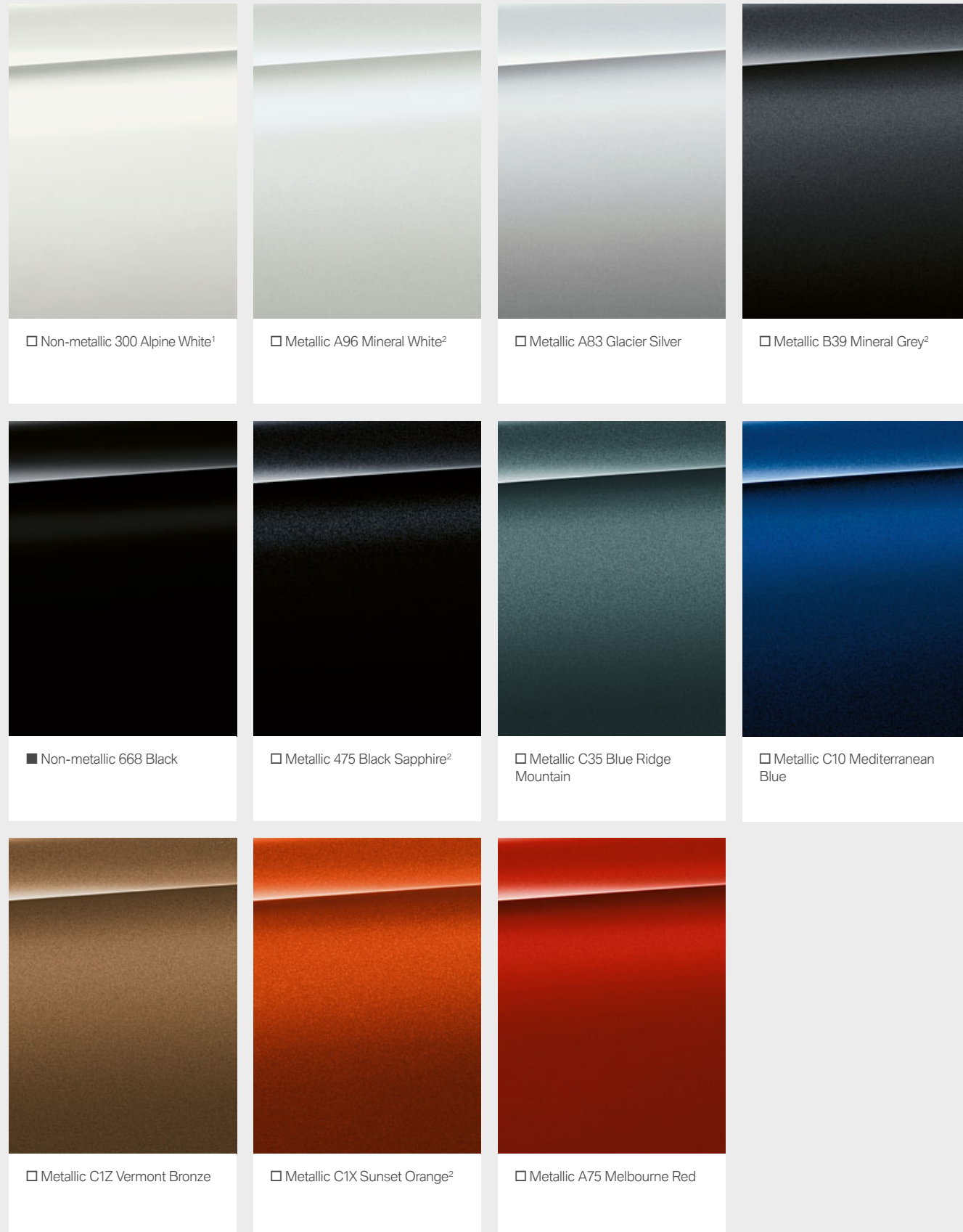
* The availability of some equipment features and functions depends on engine variants or additional options. The market and production availability may vary. You can find detailed information about terms, standard and optional equipment at www.bmw.com or from your BMW Partner.

Some ConnectedDrive Services may differ between countries. Please consult your local BMW partner for more information.


EXTERIOR COLOURS.

Discover even more with the new BMW Brochures app. Available now, for your smartphone and tablet.

■ Standard equipment □ Optional equipment



BMW INDIVIDUAL



M SPORT PACKAGE



[Colour samples] These colour samples are intended as an initial guide to the colours and materials available for your BMW. However, experience has shown that printed versions of paint, upholstery and interior trim colours cannot in all cases faithfully reproduce the

appearance of the original colour. Please discuss your preferred colour choices with your BMW partner or in your dealership. There you can also see original samples and be assisted with special requests.

¹ Available as standard for the M Sport package.
² Optionally available for the M Sport package.
³ Exclusively available for the M Sport package.
⁴ Only available in conjunction with M Sport package.
⁵ Only available in conjunction with M rear spoiler.

* The availability of some equipment features and functions depends on engine variants or additional options. The market and production availability may vary. You can find detailed information about terms, standard and optional equipment at www.bmw.com or from your BMW Partner.

INTERIOR COLOURS.


Discover even more with the new BMW Brochures app. Available now, for your smartphone and tablet.

■ Standard equipment □ Optional equipment

CLOTH Available with


- Base

Cloth 'Hevelius' EHAT Anthracite, interior colour Black*



□ Sport Line


Leather 'Vernasca' MANJ Black with decorative stitching, exclusive stitching in Orange*



SENSATEC Available with


- Base
- Sport Line

Sensatec KCCY Canberra beige



□ M Sport package

Leather 'Vernasca' MANL Black, contrast stitching Blue, interior colour Black*




■ Luxury Line

□ Sport Line


□ M Sport package

Leather 'Vernasca' MAOI Oyster with decorative stitching, interior colour Black*



- Base
- Sport Line

Sensatec KCFY Canberra Beige, interior colour Black




■ Luxury Line

□ Sport Line


□ M Sport package

Leather 'Vernasca' MAPQ Cognac decor stitching, interior colour Black*



- Base
- Sport Line


Sensatec KCSW Black



CLOTH-SENSATEC COMBINATION Available with

- Base
- Sport Line


Cloth/Sensatec combination KFSW Black*



INTERIOR TRIM Available with


- Base

Interior trim finishers Quartz Silver matt, grained.




- Base
- Luxury Line
- Sport Line
- M Sport package

Interior trim finishers in fine-wood trim oak grain open-pored with highlight trim finisher Pearl Chrome.




- Base
- Luxury Line
- Sport Line
- M Sport package

Interior trim finishers in fine-wood trim maple open-pored with highlight trim finisher Pearl Chrome.



- Base
- Luxury Line
- Sport Line
- M Sport package


Interior trim finishers in fine-wood trim Ash grey-brown high-gloss with highlight trim finisher Pearl Chrome.



LEATHER Available with


- Base
- Luxury Line
- Sport Line
- M Sport package

Leather 'Vernasca' MAFO Canberra Beige with decorative stitching, interior colour Black*




- M Sport package

Interior trim finishers Aluminium Tetragon with highlight trim finisher in Pearl Chrome.




- Base
- Luxury Line
- Sport Line
- M Sport package

Leather 'Vernasca' MAFX Canberra Beige with decorative stitching*




- Base
- Luxury Line
- Sport Line
- M Sport package

Interior trim finishers Aluminium 'Mesheffect' with highlight trim finisher in Pearl Chrome.




- Base
- Luxury Line
- Sport Line
- M Sport package

Leather 'Vernasca' MAH7 Black decor stitching, interior colour Black*




- Base
- Luxury Line
- Sport Line

Interior trim finishers black high-gloss with highlight trim finisher in Pearl Chrome.



- Base
- Luxury Line
- Sport Line
- M Sport package


Leather 'Vernasca' MAMU Mocha with decorative stitching, interior colour Black*



BMW INDIVIDUAL UPHOLSTERY COLOURS Available with

- Base
- Luxury Line
- Sport Line
- M Sport package


BMW Individual extended leather trim 'Merino' VAEW Ivory White, interior colour Black*



BMW INDIVIDUAL INTERIOR TRIM FINISHERS Available with


- Base
- Luxury Line
- Sport Line
- M Sport package

Interior trim finishers in BMW Individual piano finish Black with highlight trim finisher Pearl Chrome.




- Base
- Luxury Line
- Sport Line
- M Sport package

BMW Individual extended leather trim 'Merino' VAHZ Fiona Red/Black, interior colour Black*




- Base
- Luxury Line
- Sport Line
- M Sport package

BMW Individual fine-wood trim 'Fineline' Black with silver effect open-pored and highlight trim finisher in Pearl Chrome.




- Base
- Luxury Line
- Sport Line
- M Sport package

BMW Individual extended leather trim 'Merino' VATQ Tartufo, interior colour Black*




- Base
- Luxury Line
- Sport Line
- M Sport package

BMW Individual interior trim finishers Aluminium fabric high-gloss with highlight trim finisher in Pearl Chrome.



- Base
- Luxury Line
- Sport Line
- M Sport package


BMW Individual extended leather trim 'Merino' ZAFV Fjord Blue/Black, interior colour Black*



BMW INDIVIDUAL HEADLINER Available with


- Base
- Luxury Line
- Sport Line
- Sport package

BMW Individual headliner 775 Anthracite




- Base
- Luxury Line
- Sport Line
- M Sport package

BMW Individual extended leather trim 'Merino' ZASW Black, interior colour Black*




- Base
- Luxury Line
- Sport Line
- M Sport package

BMW Individual full leather trim 'Merino' VBEW Ivory White, interior colour Black.*




- Base
- Luxury Line
- Sport Line
- M Sport package

BMW Individual full leather trim 'Merino' VBHZ Fiona Red/Black, interior colour Black*




- Base
- Luxury Line
- Sport Line
- M Sport package

BMW Individual full leather trim 'Merino' VBTQ Tartufo, interior colour Black.*




- Base
- Luxury Line
- Sport Line
- M Sport package

BMW Individual full leather trim 'Merino' ZBFV Fjord Blue/Black, interior colour Black*



- Base
- Luxury Line
- Sport Line
- M Sport package

BMW Individual full leather trim 'Merino' ZBSW Black, interior colour black*



Please note that even normal long- or short-term use can lead to unrecoverable upholstery damage. This can be caused in particular by non-colourfast clothing. Please note that the interior colour depends on the selected upholstery colour.

* The availability of some equipment features and functions depends on engine variants or additional options. The market and production availability may vary. You can find detailed information about terms, standard and optional equipment at www.bmw.com or from your BMW Partner.

WHEELS AND TYRES.

Discover even more with the new BMW Brochures app. Available now, for your smartphone and tablet.



□ 16" light alloy wheels V-spoke style 774 Reflex Silver, wheel size 6.5J x 16, with 205/60 R16 tyres.*



□ 16" light alloy wheels turbine styling 773 Bicolour Orbit Grey with runflat tyres, BMW Efficient Dynamics, gloss-lathed, wheel size 6.5J x 16, with 205/60 R16 tyres.*



□ 17" light alloy wheels V-spoke style 778 Reflex Silver, wheel size 7.5J x 17 with 225/50 R17 tyres.*



□ 17" light alloy wheels V-spoke style 775 Bicolour Orbit Grey, gloss-lathed, wheel size 7.5J x 17 with 225/50 R17 tyres.*



□ 19" M light alloy wheels Double-spoke style 792 M Bicolour Cerium Grey with mixed tyres and runflat tyres, gloss-lathed, front 8J x 19 with 225/40 R19 tyres, rear 8.5J x 19 with 255/35 R19 tyres.^{1*}



□ 19" M light alloy wheels Double-spoke style 791 M Jet Black uni with mixed tyres and runflat tyres, gloss-lathed, front 8J x 19 with 225/40 R19 tyres, rear 8.5J x 19 with 255/35 R19 tyres.²



□ 19" M light alloy wheels Double-spoke style 791 M Bicolour Jet Black with mixed tyres and runflat tyres, gloss-lathed, front 8J x 19 with 225/40 R19 tyres, rear 8.5J x 19 with 255/35 R19 tyres.²

ORIGINAL BMW ACCESSORIES.


■ Standard equipment □ Optional equipment ○ Accessories



○ The modern BMW roof box in black with titanium silver side panels has a storage capacity of 420 litres and is compatible with all BMW roof rack systems. Due to the fact that it can be opened from both sides and has triple central locking on each side it is convenient to load and lock for theft protection.



○ The BMW Advanced Car Eye 2.0 is a highly sensitive full-HD camera that watches over events in front of and behind the car, even when it is parked. In the event of disturbances and extraordinary movement outside the vehicle, the camera automatically records the situation in order to document possible accidents or (attempted) break-ins.




○ Thanks to the BMW wireless charging station universal, the smartphone can be charged comfortably without a cable – even outside the vehicle.



○ Precisely fitted protection against moisture and dirt in the front footwell. Featuring a black design with a stainless steel inlay, they perfectly complement the interior.



○ The high-quality 20" M Performance forged wheels Cross-spoke style 794 M are designed in Bicolor Jet Black, gloss-lathed and feature the colour M Logo. TPMS summer complete wheel set with run-flat tyres, wheel size 8J x 20 with tyre size 225/35 R20 90Y XL RSC at the front and 8.5J x 20 with tyre size 255/30 R20 92Y XL RSC at the rear.



○ High-quality 20" M Performance forged wheels Y-Spoke 795 M in Bicolor Ferric Grey matt, gloss-milled. TPMS summer complete wheel set with run-flat tyres.



○ Anti-slip, water-resistant mat for protecting the luggage compartment from dirt and moisture. In black with stainless steel inlay matching the interior.

¹ Exclusively available for M340i xDrive and M340d xDrive.

² Only available in conjunction with M Sport package, M340i xDrive and M340d xDrive.

* The availability of some equipment features and functions depends on engine variants or additional options. The market and production availability may vary. You can find detailed information about terms, standard and optional equipment at www.bmw.com or from your BMW Partner.

Discover the wide range of innovative solutions available for the exterior and interior, communication and information, and for transportation and the luggage compartment. Your BMW Partner is on hand to advise you on the whole range of Original BMW Accessories and the BMW M Performance Parts product portfolio. For further information, please visit www.bmw.com

BMW 3 Series Saloon	318i	320i 320i xDrive	330i 330i xDrive	M340i xDrive	316d	318d	320d ¹¹ 320d xDrive ¹¹	320d 320d xDrive with mild hybrid technology ¹¹	330d 330d xDrive	M340d xDrive with mild hybrid technology ^{10,11}	330e
---------------------	------	---------------------	---------------------	--------------	------	------	---	---	---------------------	---	------

Weight												
Unladen weight EU (xDrive) ¹	kg	[1565]	[1570–1525] [(1635)]	[1545] [(1640)]	[(1745)]	[1580]	1560 [1580]	1570 [1570] [(1655)]	[1615] [(1695)]	[1665] [(1735)]	[(1895)]	[1815]
Max. permissible weight (xDrive)	kg	[2050]	[2050] [(2130)]	[2060] [(2155)]	[(2245)]	[2080]	2075 [2085] [(2170)]	2075 [2085] [(2205)]	[2140] [(2255)]	[2185] [(2255)]	[(2325)]	[2300]
Permitted load (xDrive)	kg	[560]	[600–555] [(570)]	[590] [(590)]	[(575)]	[575]	590 [580]	580 [590] [(590)]	[600] [(585)]	[595] [(595)]	[(505)]	[560]
Permitted trailer load, unbraked (xDrive) ²	kg	[750]	[750] [(750)]	[750] [(750)]	[(750)]	[750]	750 [750]	750 [750] [(750)]	[750] [(750)]	[750] [(750)]	[(750)]	[750]
Permitted trailer load, braked, max. 12% gradient/max. 8% gradient (xDrive) ²	kg	[1300/1300]	[1500/1500] [1600/1600] [(1800/1800)]	[1600/1600] [(1800/1800)]	[(1800/1800)]	[1600/1600]	1600/1600 [1600/1600] [(1800/1800)]	1600/1600 [1600/1600] [(1800/1800)]	[1600/1600] [(1800/1800)]	[1800/1800] [(1800/1800)]	[(1800/1800)]	[750/750]
Luggage capacity	l	480	480	480	480	480	480	480	480	480	480	375

BMW TwinPower Turbo engine ⁵												
Cylinders/valves		4/4	4/4	4/4	6/4	4/4	4/4	4/4	6/4	6/4	4/4	
Capacity	cm ³	1998	1597–1998	1998	2998	1995	1995	1995	2993	2993	1998	
Max. output/ engine speed	kW (hp)/ rpm	115 (156)/ 4500–6500	125–135 (170–184)/ 5000–6500	190 (258)/ 5000–6500	275 (374)/ 5500–6500	85–90 (116–122)/ 4000	100–110 (136–150)/ 4000	120–140 (163–190)/ 4000	195 (265)/ 4000	250 (340)/ 4400	135 (184)/ 5000–6500	
With mild hybrid technology	kW (hp)	–	–	–	–	–	–	8 (11)	–	8 (11)	–	–
Max. torque/ engine speed	Nm/ rpm	250/ 1300–4300	300–250/ 1350–4000, 2000–4700	400/ 1550–4400	500/ 1850–5000	300/ 1500–2500, 1500–2750	320/ 1500–3000	400/ 1750–2500, 1750–2250	400/ 1750–2500, 1750–2250	580/ 1750–2750	700/ 1750–2250	300/ 1350–4000

Power transmission												
Type of drive (xDrive)		Rear-wheel	Rear-wheel (All-wheel)	Rear-wheel (All-wheel)	(All-wheel)	Rear-wheel	Rear-wheel	Rear-wheel (All-wheel)	Rear-wheel (All-wheel)	Rear-wheel (All-wheel)	(All-wheel)	Rear-wheel
Standard transmission (xDrive)		8-speed Steptronic	8-speed Steptronic (8-speed Steptronic)	8-speed Steptronic (8-speed Steptronic)	(8-speed Steptronic Sport)	8-speed Steptronic	6-speed Manual	6-speed Manual (8-speed Steptronic)	8-speed Steptronic (8-speed Steptronic)	8-speed Steptronic (8-speed Steptronic)	(8-speed Steptronic Sport)	8-speed Steptronic

Driving performance												
Top speed (xDrive)	km/h	[223]	[235–232] [(230)]	[250] ⁴ [(250)] ⁴	[(250)] ⁴	[207]	226–220 [224–218]	240–227 [240] [(233)]	[240] [(233)]	[250] ⁴ [(250)] ⁴	[(250)] ⁴	[230]
Top electric speed	km/h	–	–	–	–	–	–	–	–	–	–	[140]
Acceleration (xDrive) 0–100 km/h	s	[8.4]	[7.1–7.7] [(7.6)]	[5.8] [(5.5)]	[(4.4)]	[9.8]	8.4–9.0 [8.3–9.0]	7.1–7.8 [6.8] [(6.9)]	[6.8] [(6.9)]	[5.5] [(5.1)]	[(4.6)]	[5.9]

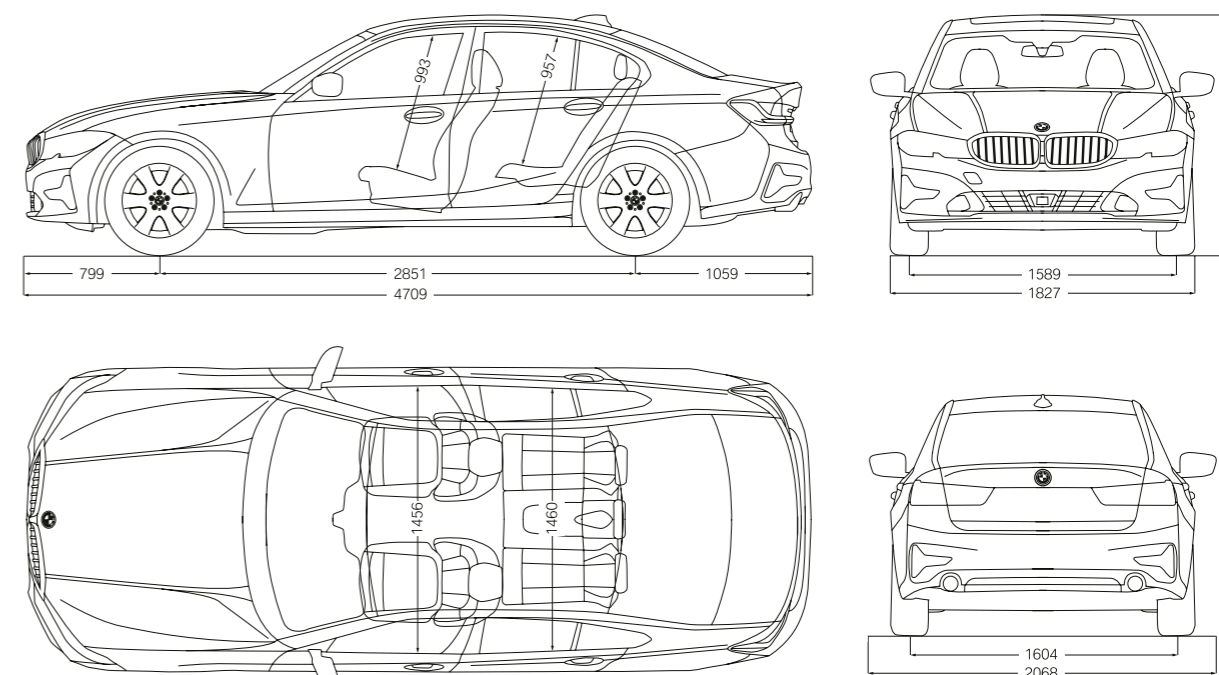
Consumption ^{6, 8} – All engines conform to the EU6 standard												
Urban (xDrive)	l/100km	[6.7–7.0]	[6.6–7.7] [(7.3–7.8)]	[7.1–7.4] [(7.4–8.0)]	[(9.2–9.6)]	[4.8–5.0]	5.2–5.4 [4.7–4.9]	5.2–5.6 [4.6–5.0] [(5.1–5.5)]	[4.5–4.8] [(5.0–5.2)]	[6.1–6.3] [(6.4)]	[(7.3–7.7)]	– ⁹
Extra-urban (xDrive)	l/100km	[4.4–4.9]	[4.5–5.6] [(5.2–5.6)]	[5.0–5.3] [(5.2–5.6)]	[(5.7–6.1)]	[3.7–4.0]	3.6–4.0 [3.8–4.1]	3.7–4.0 [3.8–4.1] [(4.2–4.4)]	[3.7–4.0] [(4.0–4.3)]	[4.2–4.6] [(4.4–4.7)]	[(4.2–4.5)]	– ⁹
Combined (xDrive)	l/100km	[5.3–5.7]	[5.3–6.3] [(5.9–6.4)]	[5.8–6.1] [(6.0–6.4)]	[(7.0–7.3)]	[4.1–4.4]	4.2–4.5 [4.1–4.4]	4.3–4.6 [4.1–4.4] [(4.5–4.8)]	[4.0–4.3] [(4.3–4.6)]	[4.9–5.2] [(5.1–5.4)]	[(5.3–5.7)]	[1.6–1.9]
Consumption range, combined	kWh/ 100km	–	–	–	–	–	–	–	–	–	–	[14.8–15.4]
Exhaust emissions standard (type-certified)		EU6d	EU6d	EU6d-temp	EU6d-temp	EU6d	EU6d	EU6d	EU6d	EU6d-temp	EU6d	EU6d-temp
Combined CO ₂ emissions (xDrive)	g/km	[120–130]	[120–145] [(135–146)]	[131–138] [(137–146)]	[(159–167)]	[108–115]	110–119 [108–115]	113–121 [108–116] [(118–126)]	[105–112] [(114–122)]	[130–137] [(134–140)]	[(139–149)]	[36–42]
Tank capacity, approx.		59	59	59	59	59–40	59–40	59–40	59–40	59	59	40

Wheels/tyres												
Tyre size (xDrive)		205/60 R16 W	205/60 R16 W (225/50 R17 Y)	225/50 R17 Y (225/50 R17 Y)	(225/45 R18 Y) (255/40 R18 Y)	205/60 R16 W	205/60 R16 W	205/60 R16 W (225/50 R17 Y)	205/60 R16 W (225/50 R17 Y)	225/50 R17 Y	(225/45 R18 Y) (255/40 R18 Y)	225/50 R17 Y
Wheel size (xDrive)		6.5J x 16	6.5J x 16 (7.5J x 17)	7.5J x 17 (7.5J x 17)	(7.5J x 18) (8.5J x 18)	6.5J x 16	6.5J x 16	6.5J x 16 (7.5J x 17)	6.5J x 16 (7.5J x 17)	7.5J x 17	(7.5J x 18) (8.5J x 18)	7.5J x 17
Material		Light alloy	Light alloy	Light alloy	Light alloy	Light alloy	Light alloy	Light alloy	Light alloy	Light alloy	Light alloy	Light alloy

BMW 3 Series Saloon	318i	320i 320i xDrive	330i 330i xDrive	M340i xDrive	316d	318d	320d ¹¹ 320d xDrive ¹¹	320d 320d xDrive with mild hybrid technology ¹¹	330d 330d xDrive	M340d xDrive with mild hybrid technology ^{10,11}	330e
---------------------	------	---------------------	---------------------	--------------	------	------	---	---	---------------------	---	------

eDrive Motor												
Max. output	kW (hp)	–	–	–	–	–	–	–	–	–	–	83 (113)
Max. torque	Nm	–	–	–	–	–	–	–	–	–	–	265
System output	kW (hp)	–	–	–	–	–	–	–	–	–	–	215 (292) ⁹
System torque	Nm	–	–	–	–	–	–	–	–	–	–	420

Lithium-ion high-voltage battery												
Battery type/ net battery capacity	kWh	–	–	–	–	–	–	–	–	–	–	Li-Ion/ 10.43
Electric range/Maximum total range, combined ⁹	km	–	–	–	–	–	–	–	–	–	–	max. 59–66 ⁹
Charging time (AC rapid charging with BMW Wallbox) ⁷	h	–	–	–	–	–	–	–	–	–	–	approx. 3.4



Figures in [] are for vehicles with Steptronic transmission..

¹ The EC unladen weight refers to a vehicle with standard equipment and does not include any optional extras. The unladen weight includes a 90% full tank and a driver weight of 75 kg. Optional equipment may affect the weight of the vehicle, the payload and the top speed if the selected equipment has an impact on the vehicle's aerodynamics.

² The actual total weight of the trailer must not exceed the maximum trailer load, taking into account the maximum tow bar download.

³ Range depends on the equipment and various factors. In particular: personal driving style, route characteristics, exterior temperature, heating/air conditioning, pre-conditioning and the chosen equipment.

⁴ Electronically limited.

⁵ Performance data of petrol engines apply to vehicles using RON 98 fuel. Fuel consumption data apply to vehicles using reference fuels in accordance with EU Regulation 2007/715. Unleaded RON 91 and higher with a maximum ethanol content of 10% (E10) may also be used. BMW recommends RON 95 super unleaded petrol.

⁶ The data for fuel consumption, CO₂ emissions and energy consumption are determined in accordance with the measurement processes as defined by European Regulation (EC) 715/2007 in the applicable version. Data refer to a vehicle with base-level equipment in Germany, and the ranges account for differences according to the selected wheel and tyre size and the optional equipment and may change during the configuration process. Figures have been determined on the basis of the new WLTP test cycle and have been converted back into NEDC figures for comparability. [For these vehicles, values other than those specified here may apply for the assessment of taxes and other vehicle-related charges that are (also) based on CO₂ emissions.]

⁷ Dependent on the local electricity infrastructure. Charging time corresponds to a 80% charge of maximum capacity.

⁸ 135 kW (184 hp) combustion engine + up to 83 kW (113 hp) electric drive.

⁹ Provisional figures; any missing figures were unavailable at the time of publication.

¹⁰ Model expected to be available from Q2/2020.

¹¹ This engine version is not available in all countries. For further information, please contact your local BMW Partner.



YOUR NEW SPEED DATING APP.

DOWNLOAD NOW THE BMW BROCHURES APP FROM YOUR APP STORE AND DISCOVER DRIVING PLEASURE!

BMW 330i SALOON WITH M SPORT PACKAGE:

BMW TwinPower Turbo 4-cylinder petrol engine, 190 kW (258 hp), 19" M light alloy wheels Double-spoke style 791 M Bicolour, exterior colour in Portimao Blue metallic, BMW Laserlight, Instrument panel in Sensatec, Sport seats in leather 'Vernasca' Black with contrast stitching in Blue, interior trim finishers in Aluminium Tetragon.

The models illustrated in this medium show the equipment and configuration options (standard and optional) for vehicles produced by BMW AG for the German market. Alterations in standard and optional equipment and the configurations available for the different models may occur after 11/12/2019, the editorial deadline for this medium, or according to the specific requirements of other markets. Your local BMW Partner is available to provide further details. Subject to change in design and equipment. Of course, each vehicle is designed for economical recycling after its long-running life. You can find more information regarding your end-of-life vehicle on our website www.bmw.de/recycling. © BMW AG, Munich, Germany. Not to be reproduced wholly or in part without prior written permission of BMW AG, Munich.