



Lexus Egypt

Automotive park - Cairo Festival City - Fifth Settlement - Cairo - Egypt

Tel.: +2 02 618 5900 Fax: +2 02 618 5999

☎ 16550

  LexusEgypt

www.Lexus.com.eg







Complementing the exterior styling which projects the LX's flagship status in a glance, the cabin expresses the key concepts of 'powerful', 'advanced' and 'luxurious' in its seamless blend of refined features, contemporary technologies and peerless luxury. It is shaped by a human-oriented focus that embodies the core philosophy of L-finesse.

The thoughtful integration of advanced technologies aims to anticipate and satisfy human emotions, rather than require people to adapt to the technology. The intuitive and natural operation of advanced driving, comfort, navigation and entertainment

systems, is underpinned by the separation and consolidation of functionality into operation and display zones, and smooth integration of interaction using the Remote Touch Interface. This human-oriented focus extends to the comfort and convenience of passengers in the rear seats with the provision of an independent entertainment system and independent climate control system.

Occupant comfort, both on-road and off-road, is bolstered by seats designed to distribute pressure, to provide excellent hold while driving over challenging terrain, and exquisite comfort in the city.



EXTERIOR

The muscular solidity that projects authentic 4WD performance is fused with sophisticated contemporary elegance to define an iconic flagship Lexus SUV.



INTERIOR

Strong horizontal lines infuse the spacious cabin with power, polished by the refined integration of advanced technologies and peerless luxury in keeping with the ultimate Lexus SUV.





01 / Multi-terrain Select

To enhance off-road performance to suit the terrain and conditions, when Crawl Control is switched off, Multi-terrain Select adjusts multiple vehicle systems to optimize driving characteristics for different road conditions: Mud & Sand for soft slippery uphill; Loose Rock for shifting rock surfaces or slippery uphill; Mogul for very bumpy, mogul-like roads; Rock & Dirt for very bumpy roads with moguls or rocky roads; and Rock for very bumpy and rocky roads. When Crawl Control is engaged, Auto Mode automatically optimizes the A-TRC (Active Traction Control System) control when the accelerator is depressed deep for forceful driving power.

02 / Crawl Control

Crawl Control intelligently controls throttle and braking operation, allowing the driver to concentrate on steering operations at very low speeds in demanding off-road conditions, and to drive with ease on slippery road surfaces, and gravel or mogul covered roads.



03 / Turn Assist

When Crawl Control is engaged, Turn Assist enhances turning performance in response to the driver's operation of the steering wheel while maintaining a constant low speed, reducing the amount of turns required to complete a tight cornering maneuver.

04 / VFC (Variable Flow Control)

VFC controls the flow of steering fluid in response to vehicle speed, steering angle and engine rpm, and optimally changes the steering feel appropriate for the driving mode selected in drive mode select. When driving at low speeds off-road, it reduces steering effort and enhances steering precision.

05 / Drive mode select

Drive mode select provides integrated control of multiple systems to let you tune performance to suit your driving style. You can select and change between modes: Normal, Eco, Comfort, Sport S and Sport S+ Modes. In addition, Customize Mode enables drivers to set their preferred settings for the powertrain, chassis and air conditioning.

06 / Multi-terrain Monitor

When driving at low speeds, four cameras strategically positioned in the front, sides and rear relay images to the Multi-terrain Monitor, providing a near 360° view of the area around the vehicle during on-road mode, together with a view under the vehicle during off-road mode with the transfer in L4. This helps the driver to spot rocks, ruts, crevices and sheer drops that would otherwise be obscured from view. During off-road driving, a tilt gauge shows the angle the vehicle is tilted, and the front view rotation display rotates the view to help the driver intuitively grasp the road conditions ahead.

07 / 4-Wheel AHC

4-Wheel AHC (Active Height Control) provides intelligent control of suspension technology to automatically adjust the ground clearance at each wheel. It continuously makes adjustments in response to the terrain, to help optimize vehicle balance and control while driving off-road. With easy access mode switched on, when the engine is turned off, the vehicle height automatically lowers to make getting out easy.

EXTERIOR & INTERIOR
COLORS

A special range of exterior colors that convey the powerful presence of the flagship Lexus SUV is complemented by luxurious trim combinations featuring sophisticated contrasting tones.



Sonic Quartz <085>



Mercury Gray Mica <1H9>



Starlight Black Glass Flake <217>



Sleek Ecru Metallic <4U7>



Sonic Titanium <1J7>



Black <202>



Deep Blue Mica <8X5>




20-inch aluminum wheels

<SEMI-ANILINE LEATHER>



Ivory



Mellow White



Black



Garnet



Sunflare Brown

<SMOOTH LEATHER>

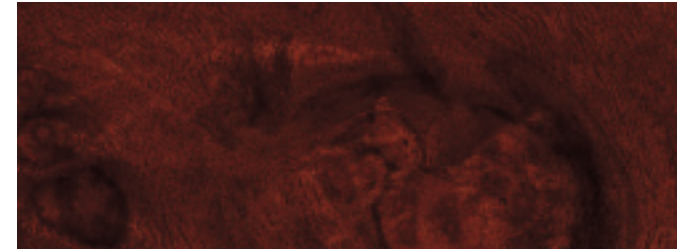


Ivory



Black

<TRIM>




Walnut (Dark Brown)



Open-pore Walnut



Shimamoku (Dark Brown)



Shimamoku (Dark Gray)

SEATING MATERIAL/INTERIOR COLORS					
Semi-aniline Leather/Smooth Leather					
	Ivory	Mellow White*	Black	Garnet*	Sunflare Brown*
Sonic Quartz <085>	●	●	●	●	●
Mercury Gray Mica <1H9>	●	●	●	●	●
Sonic Titanium <1J7>	●	●	●	●	●
Black <202>	●	●	●	●	●
Starlight Black Glass Flake <217>	●	●	●	●	●
Sleek Ecru Metallic <4U7>	●	●	●	●	●
Deep Blue Mica <8X5>	●	●	●	●	●
	Ivory	Mellow White*	Black	Garnet*	Sunflare Brown*
Walnut (Dark Brown)	●	●	●	●	●
Open-pore Walnut	●	●	●	●	●
Shimamoku (Dark Brown)	●	-	-	-	●
Shimamoku (Dark Gray)	-	●	●	●	●

● : Available combination.

* Available in Semi-aniline Leather only.

MAIN FEATURES <LX570>

EXTERIOR

- Rear door, back door and rear quarter glass; gray privacy laminated glass
- Moonroof; power tilt/slide, auto with jam protection system, remote control
- Door mirrors; side turn signal lamp, auto folding, interlink with reverse gear, power retractable "UN + HEAT + ECM + MEMO + SMART-ILLUMI +CAMERA"
- LED foot area illumination (Door mirrors and side steps)
- Roof rails
- Pintle hook
- Mud guards

INTERIOR

- Optitron meters
- 4.2-inch color TFT (Thin Film Transistor) multi-information display
- Color head-up display
- Analog clock
- Premium wood and leather steering wheel
- Inside rear view mirror: automatic day & night + auto high beam camera
- Vanity mirrors and lamps (Front seats)
- Overhead console LED lamp switches; touch type
- Center console box
- Cool box
- Wireless charger
- Power outlets; 1 (DC-12V) in center cluster, 1 (DC-12V) in back of center console box, 1 (AC-220V) in side of luggage space
- Cupholders (Front and outboard second/third row seats)
- Door pockets (Front and rear doors); bottle holders
- Manual rear door window sunshades
- Ambient illumination lounge
- Auto air conditioning system; 4-zone independent temperature controls
- Lexus Climate Concierge
- Illuminated scuff plates

OPERATION

- Power tilt and telescopic steering column; auto-away/auto-return function
- Steering wheel control switches (Audio , Display , TEL , Voice)
- Drive mode select with Customize Mode
- Position memory switches (Driver's seat); 3-memory
- Cruise Control
- Smart Entry & Start System
- Card Key
- Parking Assist Monitor
- Multi-Terrain Monitor "4 Cam" +BGM
- Lexus parking assist-sensor
- Power back door (Upper section)
- Rain Sensor
- Rear window wiper washer control + revers sensing

NAVIGATION AND AUDIO

- Lexus Navigation System(SD card maps), voice BT
- 12.3-inch EMV (Electro Multi-Vision) display
- Lexus LX Premium Sound System; AM/FM radio, in-dash DVD player, 9 speakers, MP3 and WMA (Windows Media Audio) play compatible, DSP (Digital SignalProcessor), ASL (Automatic Sound Levelizer)
- Rear seat entertainment system; 11.6-inch displays, mini-jack, HDMI jack, 2 headphone jacks, wireless remote control
- Bluetooth function; hands-free calling, wireless connection with AV-profile compliant player
- 2 USB ports/mini-jack

SEATS

- 10-way power driver's seat; power lumbar support, adjustable seat cushion length
- 8-way power front passenger's seat; power lumbar support
- Ventilated Seats (Front and outboard second row seats) Independent control
- Second row seats; one-touch tumble function, power seat slide, center armrest (Cupholders, storage box for small items and climate control switches)
- Power space-up function (Third row seats)
- Easy Access Power System "Column Tilt - Seat Slide"

SAFETY

- AHB (Automatic High Beam System)
- AHC (Active Height Control)
- A-TRC (Active Traction Control System)
- EPB (Electric Parking Brake)
- VSC (Vehicle Stability Control)
- Multi-terrain ABS (Anti-lock Brake System) with EBD (Electronic Brake force Distribution)
- Brake Assist system
- Hill Assist Control
- CRWL Control + MTS
- LED 3-eye projector-type headlamps
- Auto light control system
- Auto dynamic headlamp leveling
- Headlamp cleaners
- LED DRL (Daytime Running Lamp)
- LED front fog lamps
- LED wide-angle cornering lamps
- Automatic anti-glare mirrors (Interior and door mirrors)
- Dual-stage SRS (Supplemental Restraint System) airbags (Front seats)
- SRS knee airbags (Front seats)
- SRS side airbags (Front and outboard second row seats)
- SRS curtain shield airbags (Front door, rear door and rear quarter windows)
- Active Headrest (Front seats)
- 3-point ELR seatbelts (All seats)
- Anchor bars for fixing ISOFIX-compliant child seat (Outboard second row seats)
- Security system; alarm, immobilizer system
- TPWS (Tire Pressure Warning System)

SPECIFICATIONS <LX570>

DIMENSIONS & WEIGHT


Overall length:	5210mm
Overall width:	1980mm
Overall height:	1865mm
Wheelbase:	2850mm
Tread: Front	1645mm
Rear	1640mm
Seating capacity:	8 persons
Curb weight:	2685-2800kg
Gross vehicle weight:	3400kg

CHASSIS

Suspension:	Double wishbone type (Front)/4-link rigid axle type (Rear), coil springs, gas-filled shock absorbers, stabilizer bar
Steering system:	W/PS+VGRS+VFC+AVS(DRIVE MODE SELECT) Rack and pinion. VGRS (Variable Gear Ratio Steering)
Minimum turning radius (Tires):	5.9m
Fuel tank capacity <Total (Main + Sub)>:	138 (93+45) liters
Tires:	285/50R20

ENGINE

Type:	5.7-liter V8 Four Cam 32-valve (3UR-FE, unleaded)
Piston displacement:	5663cc
Max. output:	362HP/5600rpm (EEC net)
Max. torque:	529 nm/3200rpm (EEC net)
Fuel system:	Electronic Fuel Injection



- Addition of extra features may change figures in this chart.

- Toyota Motor Corporation reserves the right to alter any details of specifications and equipment without notice.

Details of specifications and equipment are also subject to change to suit local conditions and requirements.

Please inquire at your local dealer for details of any such changes that might be required for your area.

Note: Vehicles pictured and specifications detailed in this catalog may vary from models and equipment available in your area.

- Vehicle body color might differ slightly from the printed photos in this catalog.